

Blomberg®

seit 1883



FREESTANDING AND BUILT-IN COLLECTION

2020/21



COOLING • COOKING • WASHING • DRYING
IN HARMONY WITH YOUR LIFE

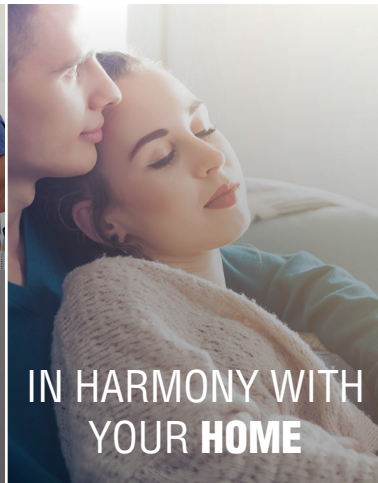
Exclusive to  **euronics**

BLOMBERG IS RECOGNISED AS A QUALITY GERMAN BRAND IN HOME APPLIANCES, WITH OVER 135 YEARS OF PRODUCTION EXPERTISE IN THE APPLIANCE & METAL INDUSTRIES.

All Blomberg products come with a free 3 Year Guarantee as standard. Upon registration Built-in products will be extended for an additional 2 Years.



IN HARMONY
WITH **LIFE**



IN HARMONY WITH
YOUR **HOME**



IN HARMONY
WITH **YOU**



IN HARMONY
WITH **NATURE**

Combining heritage and knowledge with an enviable collection of environmental and user-friendly products, Blomberg aims to bring harmony to your life at home.

Blomberg products are designed with the utmost care to detail. They are in harmony with your home through an appealing design that complements a variety of styles.

All models are in harmony with each other by means of a common design language.

Blomberg products are in harmony with you because they try to make your life more enjoyable. From easy-to-use controls to reliable safety mechanisms, from unique technological innovations to practical solutions, they will exceed all expectations.

These days, living well also means living intelligently and responsibly. Our environment is precious and the preservation of natural resources is an integral part of our wider philosophy.



GRAPHITE COLLECTION



PAGE 11

PAGE 15

PAGE 7

PAGE 17

PEACE OF MIND GUARANTEED

Blomberg®
seit 1883

ALL BLOMBERG PRODUCTS COME WITH A FREE 3 YEAR GUARANTEE AS STANDARD. UPON REGISTRATION BUILT-IN PRODUCTS WILL BE EXTENDED FOR AN ADDITIONAL 2 YEARS.

Product must be registered within 90 days
Go to www.blomberguk.co/register

*Terms and Conditions apply



Which? Best Buy Awards



On all Blomberg
Cooling Appliances

Electrical
Safety First
WINNER SAFETY
INNOVATION AWARD*



FNT9673P
FREESTANDING
FREEZER



Which? verdict
“Quick freezing, temperature stability
and brilliant energy efficiency...”

...This frost free freezer is easy to use and brilliant at maintaining safe freezing
temperatures whether the outside temperature soars or plummets.”

**OTHER BLOMBERG AWARD
WINNING APPLIANCES.**



LDV42244
INTEGRATED
DISHWASHER



Exclusive to euronics

FREESTANDING REFRIGERATION



Blomberg's cooling range fuses innovation with appealing design
to bring you a practical and modern appliance to hygienically
store your fresh and frozen groceries. With a wide range available,
easily find your perfect refrigeration appliance, from freezers that
do not need to be manually defrosted, to fridges with specialised
compartments to extend the life of your fresh produce.



On all Blomberg
Cooling Appliances

Electrical
Safety First
WINNER SAFETY
INNOVATION AWARD*

KEEP FOOD FRESH



DUAL COOLING

The use of two separate cooling
systems that work independently of
one another helps your food benefit
from optimal humidity in the fridge
and a dry environment in the freezer.



FOOD PROTECTOR TECHNOLOGY

Offering unparalleled storage
flexibility, our Food Protector
Technology ensures that your
freezer continues to function in
ambient temperatures as low as
-15°C.



BLUE LIGHT TECHNOLOGY

Prioritising the longevity of your
food's freshness, our Blue Light
technology continues the natural
process of photosynthesis in the
crisper drawer to ensure your
fruit and vegetables stay fresh
long after they're bought.

EASY TO USE



FROST FREE

Our Frost Free freezers
automatically maintain a dry
environment to prevent ice from
building up. The result is a freezer
compartment that you will never
need to defrost.



CHROME WINE RACK

Fusing functionality and style, our
elegant chrome wire wine rack
gives you a dedicated space to
store your wine and 2 litre bottles.



LED LIGHTING

Bright and long-lasting, our led
lighting makes it easier to see the
contents of your fridge. It's also
highly energy efficient, making
it ideal for the eco-conscious
household.



FREESTANDING REFRIGERATION

KQD1327PX
INNOVATIVE 4 DOOR AMERICAN
STYLE FRIDGE FREEZER



-
-
-
- Flexi-zone
- Plumbed water dispenser
- Blue Light technology

- KEEP FOOD FRESH
- Dual Cooling Sytem
 - Blue light Technology
 - Chiller Zone Compartment
 - Active Ionizer
 - Quick Cool and Fast Freeze
 - Open Door Alarm

- EASY TO USE
- Frost Free
 - Plumbed in Water Dispenser and Internal Ice Maker
 - Touch Control Electronic Display
 - Flexi-zone
 - 2 crisper drawers

KFD4953XD
INNOVATIVE TWO DOOR +
TWO DRAWER FRIDGE FREEZER



-
-
-
- Dual Cooling
- Plumbed water dispenser
- Blue Light Technology

- KEEP FOOD FRESH
- Dual Cooling Sytem
 - Blue light Technology
 - Chiller Zone Compartments
 - Active Odour Filter
 - Quick Cool and Fast Freeze
 - Open Door Alarm

- EASY TO USE
- Frost Free
 - Plumbed in Water Dispenser and Internal Ice Maker
 - Touch Control Electronic Display
 - 2 crisper drawers
 - Dairy Compartments



- ENERGY SAVING
- A+ energy rating
- CAPACITY
- Fridge: 367L Freezer: 154L
- COLOUR OPTIONS
- Brushed Steel
- DIMENSIONS
- H: 182cm W: 90.8cm D: 70.5cm

- ENERGY SAVING
- A+ energy rating
- CAPACITY
- Fridge: 378L Freezer: 152L
- COLOUR OPTIONS
- Stainless Steel
- DIMENSIONS
- H: 182.5cm W: 84cm D: 74.5cm

KGM4663/G
60CM COMBI
FRIDGE FREEZER



-
-
-
- Food Protector Technology
- Frost Free
- Open Door Alarm

- KEEP FOOD FRESH
- Food Protector Technology
 - Hygienic door seals
 - Open Door Alarm

- EASY TO USE
- Frost Free
 - Chrome wine rack
 - Slimline ice storage tray
 - Reversible doors
 - Large salad crisper
 - Adjustable glass shelves

- ENERGY SAVING
- A+ energy rating
- CAPACITY
- Fridge: 189L Freezer: 129L
- COLOUR OPTIONS
- White, Graphite
- DIMENSIONS
- H: 191cm W: 59.5cm D: 65.5cm

KGM4553/PS
55CM COMBI
FRIDGE FREEZER



-
-
-
- Food Protector Technology
- Frost Free
- Wine Rack

- KEEP FOOD FRESH
- Food Protector Technology
 - Hygienic door seals

- EASY TO USE
- Frost Free
 - Chrome wine rack
 - LED lighting
 - Slimline ice storage tray
 - Reversible doors
 - Large salad crisper
 - Adjustable glass shelves

- ENERGY SAVING
- A+ energy rating
- CAPACITY
- Fridge: 168L Freezer: 95L
- COLOUR OPTIONS
- White, Stainless Steel Effect
- DIMENSIONS
- H: 182.4cm W: 54cm D: 57.5cm

KGM4513
55CM COMBI
FRIDGE FREEZER



-
-
-
- Food Protector Technology
- Frost Free
- LED Lighting

- KEEP FOOD FRESH
- Food Protector Technology
 - Hygienic door seals

- EASY TO USE
- Frost Free
 - LED lighting
 - Slimline ice storage tray
 - Reversible doors
 - Large salad crisper
 - Adjustable glass shelves

- ENERGY SAVING
- A+ energy rating
- CAPACITY
- Fridge: 145L Freezer: 68L
- COLOUR OPTIONS
- White
- DIMENSIONS
- H: 152.8cm W: 54.5cm D: 57.5cm



FREESTANDING REFRIGERATION

FNT9673P
60CM TALL
FREEZER

250L
CAPACITY
FITS 13 BAGS
OF SHOPPING



- Food Protector Technology
- Frost Free
- LED Display

- KEEP FOOD FRESH
- Food protector technology
 - Fast freeze
 - Open Door Alarm

- EASY TO USE
- Easy Open Handle
 - Frost free
 - LED display
 - Twist and serve ice cube maker
 - Big box storage to store tall and wide items
 - Reversible door

SOE96733
60CM TALL
LARGER FRIDGE

367L
CAPACITY
FITS 20 BAGS
OF SHOPPING



- Easy Open Handle
- Wine Rack
- Dairy Compartment

- KEEP FOOD FRESH
- Chiller Compartment
 - Dairy compartment
 - Hygienic door seals

- EASY TO USE
- Easy Open Handle
 - Chrome wine rack
 - Large Salad crisper
 - Adjustable glass shelves
 - Auto Defrost

FNT4550
55CM TALL
FREEZER

168L
CAPACITY
FITS 9 BAGS
OF SHOPPING



- Food Protector Technology
- Frost Free
- Indicator Lights

- KEEP FOOD FRESH
- Food Protector Technology
 - Fast Freeze
 - High temperature warning light
 - Open door alarm

- EASY TO USE
- Frost Free
 - Indicator lights
 - 4 star freezer with 5 separate compartments
 - Slim line ice storage tray
 - External handle
 - Reversible door

SSM4543
55CM TALL
LARGER FRIDGE

252L
CAPACITY
FITS 14 BAGS
OF SHOPPING



- Wine Rack
- Adjustable Shelves
- Hygienic Door Seal

- KEEP FOOD FRESH
- Hygienic door seal

- EASY TO USE
- Chrome wine rack
 - Adjustable glass shelves
 - Reversible Door
 - Large salad crisper
 - Auto defrost

TSM1551P
55CM UNDER COUNTER
LARGER FRIDGE

130L
CAPACITY
FITS 7 BAGS
OF SHOPPING



- Hygienic Door Seal
- Dairy Compartment
- Bottle Retainer

- KEEP FOOD FRESH
- Hygienic door seal
 - Dairy compartment

- EASY TO USE
- Reversible door
 - Large salad crisper
 - Adjustable glass shelves

FNE1531P
55CM UNDER COUNTER
COUNTER FREEZER

75L
CAPACITY
FITS 4 BAGS
OF SHOPPING



- Food Protector Technology
- Frost Free
- LED Indicator Lights

- KEEP FOOD FRESH
- Food Protector Technology
 - Fast Freeze

- EASY TO USE
- Frost Free
 - LED indicator lights
 - Reversible door



FLAME RETARDANT BACKS ON ALL BLOMBERG COOLING APPLIANCES, GIVING YOU THE REASSURANCE YOU NEED.

- ENERGY SAVING
- A+ energy rating
- CAPACITY
- Freezer: 250L
- COLOUR OPTIONS
- White
- DIMENSIONS
- H: 171.4cm W: 59.5cm D: 65.5cm

- ENERGY SAVING
- A+ energy rating
- CAPACITY
- Fridge: 367L
- COLOUR OPTIONS
- White
- DIMENSIONS
- H: 171.4cm W: 59.5cm D: 65.5cm

- ENERGY SAVING
- A+ energy rating
- CAPACITY
- Freezer:168L
- COLOUR OPTIONS
- White
- DIMENSIONS
- H: 145.5cm W: 54.5cm D: 57.5cm

- ENERGY SAVING
- A+ energy rating
- CAPACITY
- Fridge: 252L
- COLOUR OPTIONS
- White
- DIMENSIONS
- H: 145.5cm W: 54.5cm D: 57.5cm

- ENERGY SAVING
- A+ energy rating
- CAPACITY
- Fridge: 130L
- COLOUR OPTIONS
- White
- DIMENSIONS
- H: 84cm W: 54.5cm D: 59.5cm

- ENERGY SAVING
- A+ energy rating
- CAPACITY
- Freezer: 75L
- COLOUR OPTIONS
- White
- DIMENSIONS
- H: 84cm W: 54.5cm D: 59.5cm

FREESTANDING LAUNDRY

Coupling an enviable design with the latest features and technologies, the Blomberg laundry range adds an element of confidence and elevation to your everyday home life. Oozing German quality and innovation, Blomberg's washing machines, washer dryers and tumble dryers offer practical quick programmes, large capacities and the most efficient use of energy and water, to carefully tend to each of your garments.

SAVE TIME



FAST FULL LOAD PROGRAMME

Streamlining your daily laundry routine, the Fast Full Load programme can have a full load of laundry clean and ready to be dried in under 30 minutes.



WASH & WEAR

This handy programme allows you to wash and dry up to 5 shirts in only 55 minutes, great for solving last minute clothing dilemmas.



FASTER DRY FUNCTION

Offering the choice between a rapid A+ energy rated cycle that dries quicker than a condenser model, and a slower but incredibly efficient A+++ rated cycle for when there's more time to spare, Faster Dry technology gives you the flexibility your active lifestyle deserves.

EASY TO USE



STYLISH DIGITAL DISPLAY

Stylish in design, this digital display makes setting your tumble dryer's cycle effortless. Functioning in harmony with you and your life, it will even show you the time remaining for each programme, helping you plan ahead.



OPTIMA INVERTER MOTOR

Our brushless Optima Inverter Motor is built to operate at a lower noise level than standard motors, while also using less energy. The motor also comes with a 10-year guarantee, for extra peace of mind.



SENSOR DRYING PROGRAMMES

Functioning in harmony with your life, our sensor programmes intelligently detect moisture levels in the drum, the cycle will automatically stop when the desired dryness has been achieved.

FREESTANDING LAUNDRY

LWF3114420W
11KG WASHING
MACHINE



LWF194520QW
9KG WASHING
MACHINE



LWF194410W
9KG WASHING
MACHINE



High Spin
Speed



WiFi
Connected



Steam Refresh
Programme

SAVE TIME

- Fast Full load programme - wash 11kg in less than 30 minutes
- Mini 14 programme - wash a 2kg load in only 14 min
- Steam Refresh programme reduces creases by over 50%, saving time on ironing
- High Spin Speed - reduces the drying time

EASY TO USE

- Automatic water level reduction for half or small loads
- Extra large 34cm porthole door with wide opening angle
- Variable spin speed and temperature
- WiFi connected
- Interactive LCD display

SAFETY FEATURES

- Child Lock feature operated electronically

ENERGY SAVING

- A+++ energy rating

COLOUR OPTIONS

- White

DIMENSIONS

- H: 84cm W: 60cm D: 67cm



RapiJet



Digital
Display



Fast Full Load
Programme

SAVE TIME

- RapidJet - faster and more gentle washing
- Fast Full load programme - wash 9kg in less than 30 minutes
- Mini 14 programme - wash a 2kg load in only 14 min
- Steam Function

EASY TO USE

- Stylish digital display showing time remaining and time delay
- Automatic water level reduction for half or small loads
- Extra large 34cm porthole door with wide opening angle
- 15 programmes
- Variable spin speed and temperature
- Bluetooth Connected
- Interior drum light

SAFETY FEATURES

- Child Lock feature operated electronically

ENERGY SAVING

- A+++ energy rating

COLOUR OPTIONS

- White

DIMENSIONS

- H: 84cm W: 60cm D: 64cm



High Spin
Speed



Fast Full Load
Programme



Mini 14
Programme

SAVE TIME

- Fast Full load programme - wash 9kg in less than 30 minutes
- Mini 14 programme - wash a 2kg load in only 14 min
- Steam Function
- High Spin Speed - reduces the drying time

EASY TO USE

- Stylish digital display showing time remaining and time delay
- Automatic water level reduction for half or small loads
- Extra large 34cm porthole door with wide opening angle
- 15 programmes
- Variable spin speed and temperature
- Bluetooth Connected

SAFETY FEATURES

- Child Lock feature operated electronically

ENERGY SAVING

- A+++ energy rating

COLOUR OPTIONS

- White

DIMENSIONS

- H: 84cm W: 60cm D: 64cm



FREESTANDING LAUNDRY



LWF184420G
8KG WASHING
MACHINE



- High Spin Speed
- Fast Full Load Programme
- Mini 14 Programme

SAVE TIME

- Fast Full load programme - wash 8kg in less than 30 minutes
- Mini 14 programme - wash a 2kg load in only 14 min
- Steam Function
- High Spin Speed - reduces the drying time

EASY TO USE

- Bluetooth Connected
- Stylish digital display showing time remaining and time delay
- Automatic water level reduction for half or small loads
- Extra large 34cm porthole door with wide opening angle
- 15 programmes
- Variable spin speed and temperature

SAFETY FEATURES

- Child Lock feature operated electronically

ENERGY SAVING

- A+++ energy rating

COLOUR OPTIONS

- Graphite

DIMENSIONS

- H: 84cm W: 60cm D: 59cm

LWF184410W
8KG WASHING
MACHINE



- High spin speed
- Fast Full Load Programme
- Mini 14 Programme

SAVE TIME

- Fast Full load programme - wash 8kg in less than 30 minutes
- Mini 14 programme - wash a 2kg load in only 14 min
- Steam Function

EASY TO USE

- Stylish digital display showing time remaining and time delay
- Automatic water level reduction for half or small loads
- Extra large 34cm porthole door with wide opening angle
- 15 programmes
- Variable spin speed and temperature
- Bluetooth Connected

SAFETY FEATURES

- Child Lock feature operated electronically

ENERGY SAVING

- A+++ energy rating

COLOUR OPTIONS

- White

DIMENSIONS

- H: 84cm W: 60cm D: 59cm

LWF174310W
7KG WASHING
MACHINE



- Fast Full Load Programme
- Mini 14 Programme
- Digital Display

SAVE TIME

- Fast Full load programme - wash 7kg in less than 30 minutes
- Mini 14 programme - wash a 2kg load in only 14 min
- Steam Function

EASY TO USE

- Stylish digital display showing time remaining and time delay
- Automatic water level reduction for half or small loads
- Extra large 34cm porthole door with wide opening angle
- 15 programmes
- Slim 55cm depth for a flush finish with the kitchen cabinets
- Variable spin speed and temperature
- Bluetooth Connected

SAFETY FEATURES

- Child Lock feature operated electronically

ENERGY SAVING

- A+++ energy rating

COLOUR OPTIONS

- White

DIMENSIONS

- H: 84cm W: 60cm D: 55cm

LBF16230W
6KG WASHING
MACHINE



- Fast Full Load Programme
- Mini 14 Programme
- Digital Display

SAVE TIME

- Fast Full load programme - wash 6kg in less than 30 minutes
- Mini 14 programme - wash a 2kg load in only 14 min

EASY TO USE

- Stylish digital display showing time remaining and time delay
- Automatic water level reduction for half or small loads
- Large 30cm porthole door with wide opening angle
- 15 programmes
- Slim 44cm depth for a flush finish with kitchen cabinets
- Variable spin speed and temperature

SAFETY FEATURES

- Child Lock feature operated electronically

ENERGY SAVING

- A+++ energy rating

COLOUR OPTIONS

- White

DIMENSIONS

- H: 84cm W: 60cm D: 44cm

LRF1854310W
WASHER DRYER
WITH 8KG / 5KG CAPACITY



- Wash and Wear
- Mini 14 Programme
- Fast Full Load Programme

SAVE TIME

- Fast Full load programme - wash 8kg in less than 30 minutes
- Quick 14 min small load programme
- Wash and dry up to 5 shirts in 55 minutes

EASY TO USE

- Stylish digital display showing time remaining and time delay
- Large door opening- provides easy loading and unloading
- Wash through dry programmes - put the laundry in, take it out clean and dry
- 15 programmes
- Sensor programmes – stop when the desired dryness level is achieved

SAFETY FEATURES

- Child Lock feature operated electronically

ENERGY SAVING

- A energy rating

COLOUR OPTIONS

- White

DIMENSIONS

- H: 85cm W: 60cm D: 59cm

FREESTANDING LAUNDRY



LTK21003W
10KG CONDENSER
TUMBLE DRYER



- LED
- Sensor Programmes
- Interior Drum Light

SAVE TIME

- Large 10kg load capacity

EASY TO USE

- Stylish LED digital display – showing time remaining and time delay
- Sensor programmes – stop when the desired dryness level is achieved
- Interior drum light
- Automatic anti-creasing feature
- Large reversible glass porthole door with large door opening
- Reverse action drum
- Large water tank - 4.8 litres
- 16 sensor and timed programmes

SAFETY FEATURES

- Child Lock feature operated electronically

ENERGY SAVING

- B energy rating

COLOUR OPTIONS

- White

DIMENSIONS

- H: 84.6cm W: 59.7cm D: 65.4cm

LTH3842W
8KG HYBRID
TUMBLE DRYER



- Faster Dry Function
- LED
- A+++ energy rating

SAVE TIME

- FasterDry function - Uses hybrid technology to reduce drying times, making it faster than a condenser dryer and more efficient
- Large 8kg load capacity

EASY TO USE

- Stylish LCD digital display showing time remaining and time delay as well as dryness level options
- Sensor programmes – stop when the desired dryness level is achieved
- Automatic anti-creasing feature
- Large reversible glass porthole door with large door opening
- Reverse action drum
- Adjustable dryness level
- Interior drum light
- Large water tank - 4.8 litres
- 16 sensor and timed programmes

SAFETY FEATURES

- Child Lock feature operated electronically

ENERGY SAVING

- A+++ energy rating

COLOUR OPTIONS

- White

DIMENSIONS

- H: 84.6cm W: 59.5cm D: 65.4cm

LTP2832W
8KG HEAT PUMP
TUMBLE DRYER



- LED
- Sensor Programmes
- Reverse drum action

SAVE TIME

- Large 8kg load capacity
- Automatic anti-creasing feature

EASY TO USE

- Stylish LED digital display – showing time remaining and time delay
- Interior drum light
- Large reversible glass porthole door with large door opening - for easy loading and unloading of laundry
- Reverse action drum
- Large water tank
- 16 sensor and timed programmes
- Sensor programmes – stop when the desired dryness level is achieved

SAFETY FEATURES

- Child Lock feature operated electronically

ENERGY SAVING

- A++ energy rating

COLOUR OPTIONS

- White

DIMENSIONS

- H: 84.6cm W: 59.7cm D: 58.9cm

LTK28031G
8KG CONDENSER
TUMBLE DRYER



SAME FUNCTIONALITY, DIFFERENT COLOUR AND TRIM

Chrome Trim LTK28031B

Silver Trim LTK28021W

- LED
- Sensor Programmes
- Interior Drum Light

SAVE TIME

- Large 8kg load capacity

EASY TO USE

- Stylish LED digital display – showing time remaining and time delay
- Sensor programmes – stop when the desired dryness level is achieved
- Interior drum light
- Automatic anti-creasing feature
- Large glass porthole door with large door opening
- Reverse action drum
- Large reversible glass
- Large water tank - 4.8 litres
- 16 sensor and timed programmes

SAFETY FEATURES

- Child Lock feature operated electronically

ENERGY SAVING

- B energy rating

COLOUR OPTIONS

- Graphite, White

DIMENSIONS

- H: 84.6cm W: 59.7cm D: 58.9cm

LTK28021W
8KG CONDENSER
TUMBLE DRYER



FREESTANDING DISHWASHERS

With clean, precise lines, the Blomberg range of dishwashers will add minimalistic elegance to your kitchen and home. Offering large capacities, high energy efficiency, and programmes which leave your glasses with a glossy finish, you can entrust your dishes, pots and pans to be pristinely cleaned in a dishwasher from Blomberg.

SPECIAL WASH & TIME SAVING PROGRAMMES




SUPER GLOSS FUNCTION

Applies prolonged heating at the end of the programme that helps to reduce the size of the water droplets, which provides more effective drying and visibly shinier dishes.

RAPID CLEAN FUNCTION

We understand that time is precious, so we created a RapidClean function that uses higher water temperatures to shorten programme durations by up to 70% - perfect for when you're in a hurry.

EASY TO USE



DIGITAL DISPLAY

Stylish in design and simple to use, the modern LCD display makes setting your dishwasher's cycle effortless. It will even show you the time remaining for each programme, bringing harmony to your life at home.

For ultimate storage flexibility, the upper basket can be raised to make room for larger pots and pans in the bottom basket, or lowered to create space for tall glasses up top.

The plate supports can be folded to make room for larger dishes, pans and bowls, allowing for more effective loading.



FREESTANDING DISHWASHERS

LDF42240W/G
FULL SIZE
DISHWASHER

14
PLACE
SETTINGS

LDF30210W
FULL SIZE
DISHWASHER

13
PLACE
SETTINGS



Super Gloss
Function



Optima
Inverter Motor



ExpressDry58

SPECIAL WASH PROGRAMMES

- Super Gloss function - delivers better drying and glossier dishes
- Intense Wash programme - for heavily soiled dishes, pots & pans

SAVE TIME

- ExpressDry58 - wash & dry a full load of normally soiled dishes at 70 degrees in only 58 minutes
- Rapid Clean function - reduces the programme duration by up to 70%
- Large 14 place settings capacity

EASY TO USE

- Digital display showing time remaining and time delay
- Height adjustable basket, even when fully loaded
- Folding plate and glass supports on both baskets
- Time delay function up to 24 hours
- Low 46 decibels noise level

ENERGY SAVING

- Optima Inverter Motor with 10 year guarantee. T&C's apply.
- Half Load function
- Low 11L water consumption
- A++ energy rating

COLOUR OPTIONS

- White, Graphite

DIMENSIONS

- H: 85cm W: 59.8cm D: 60cm



Intense Wash
Function



ExpressDry



Mini 30
Programme

SPECIAL WASH PROGRAMMES

- Intense wash programme - for heavily soiled dishes, pots & pans

SAVE TIME

- ExpressDry - wash & dry a full load of normally soiled dishes at 60 degrees in only 58 minutes
- Mini 30 programme - just 30 mins for lightly soiled dishes

EASY TO USE

- Programme progress indicator lights
- 5 programmes and 4 wash temperatures
- Height adjustable upper basket, even when fully loaded
- Removable cutlery basket
- Folding plate and glass supports
- 46 decibels noise level

ENERGY SAVING

- Half Load function
- Low 11.5L water consumption
- A++ energy rating

COLOUR OPTIONS

- White

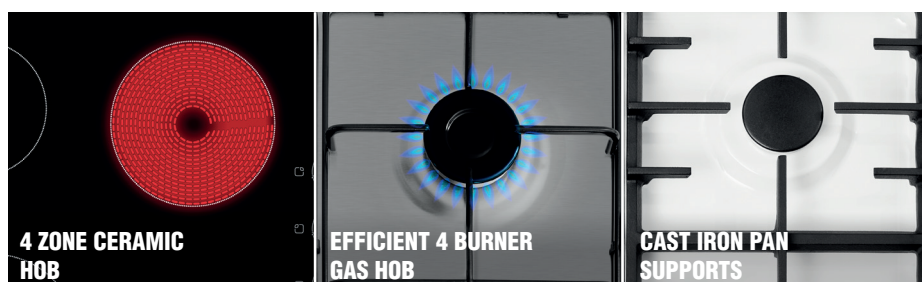
DIMENSIONS

- H: 85cm W: 59.8cm D: 60cm

FREESTANDING COOKING

Appealing in their look and feel and incredibly easy to use, Blomberg cookers bring calmness to your cooking and baking. Combining a quality build with the latest innovative technologies, our cooking range offers both fan and gas ovens as well as ceramic and gas hobs to help you find the most modern and meaningful cooker for your home.

EASY TO USE



4 ZONE CERAMIC HOB
For a sleek, modern look that is easy to clean. The four zone ceramic hob heats up quickly using heating elements underneath a tough glass surface which transfer heat to the selected hob zone.

EFFICIENT 4 BURNER GAS HOB
A popular choice with home cooks, offering high efficiency and a visible, fast and responsive heat. Giving you precise temperature control, with a range of burner sizes to suit different types of cooking.

CAST IRON PAN SUPPORTS
Our stylish cast iron pan supports provide maximum stability for your pans while you cook. Their smooth and straight design will allow you to effortlessly slide pans from burner to burner.

EASY TO CLEAN



CATALYTIC LINERS
Keeping your oven clean with minimal effort from you, our catalytic liners are specially designed to catch grease and dirt from the inside of the oven.

FULL GLASS INNER DOOR
Making it easy to wipe clean the oven door after each use. You can also remove the glass when giving your oven a deep clean.

WIPE CLEAN HOB SURFACE
The smooth and strong high quality glass makes cleaning even more effortless; simply use a damp cloth to wipe dirt or grease away.

FREESTANDING COOKING

HKS900N
50CM CONVENTIONAL
DOUBLE OVEN

HKN65W
60CM DOUBLE OVEN ELECTRIC
COOKER WITH GRILL

GGN65N
60CM DOUBLE OVEN
GAS COOKER WITH GRILL

105L
CAPACITY

104L
CAPACITY



Ceramic
Hob



Programmable
Timer



Catalytic
Liners

COOKING TYPE

- Top cavity: Conventional oven
- Main cavity: Conventional oven

EASY TO USE

- Programmable LED Timer
- 4 zone ceramic hob for quick pan heating and easy cleaning
- Oven light in the main oven
- 3 wire shelves and full size grill pan

EASY TO CLEAN

- Steam cleaning in the main oven
- Easy clean full glass inner doors
- Catalytic back wall for easier cleaning

ENERGY SAVING

- A rated main oven, A rated top oven

CAPACITY

- Main: 60L Top: 31L

COLOUR OPTIONS

- Anthracite

DIMENSIONS

- H: 90cm W: 50cm D: 60cm



Ceramic
Hob



Programmable
Timer



Catalytic
Liners

COOKING TYPE

- Top cavity: Conventional oven with grill
- Main cavity: Fan oven

EASY TO USE

- 4 zone ceramic hob
- Programmable timer
- Oven light in both ovens
- 3 wire shelves and full size grill pan
- Height adjustable feet at front and back
- Steam Cleaning

EASY TO CLEAN

- Catalytic back wall in main oven
- Wipe clean hob surface
- Full glass inner doors

ENERGY SAVING

- A energy rating for both ovens

CAPACITY

- Main: 69L Top: 36L

COLOUR OPTIONS

- White

DIMENSIONS

- H: 90cm W: 60cm D: 60cm



Gas Hob with high
efficiency burners



Programmable
Timer



Easy Clean

COOKING TYPE

- Top cavity: Gas Oven with Grill
- Main cavity: Gas oven

EASY TO USE

- 4 burner gas hob - offer 35% faster cooking
- Cast Iron pan supports for burners
- Programmable timer
- Glass Lid with shut off valve
- Oven light in both ovens
- 3 wire shelves and grill pan set
- Height adjustable feet at front and back
- Flame safety device (FSD)

EASY TO CLEAN

- Full glass inner doors

ENERGY SAVING

- A+ rated main oven, A rated top oven

CAPACITY

- Main: 72L Top: 32L

COLOUR OPTIONS

- Anthracite

DIMENSIONS

- H: 90cm W: 60cm D: 60cm





Discover the Blomberg range of tasteful and modern built-in appliances. Boasting durability, innovation and reliability, our built-in ovens and hobs fit seamlessly in with your cabinetry, while our integrated refrigeration, laundry and dishwashing appliances are smartly concealed behind a matching cupboard door, to bring a harmonious and sleek look to your kitchen and home.

A RANGE TO SUIT YOU

OVENS

Redesign your kitchen with a stylish built-in oven. Not only will Blomberg's ovens fit seamlessly into your kitchen's décor, but they're also packed with the latest features and technologies.

HOBS

Built-in hobs make the perfect accompaniment to our range of built-in ovens. Blomberg's impressive collection of styles includes gas, induction and electric so you can choose the perfect hob for you and your kitchen.

REFRIGERATION

Blomberg's range of sleek, built-in refrigeration models are designed to fit in custom-made spaces. Choose from either a 70/30 or 50/50 split to perfectly match your kitchen.

LAUNDRY

Blomberg's range of integrated washing machines and washer dryers optimise space and blend in perfectly with your home. With large drum capacities and boasting a selection of clever features and quick programmes you can wash and dry your entire wardrobe collection effortlessly.

DISHWASHER

The integrated dishwashers from Blomberg will handle the clean-up after a delicious meal, as well as saving you time and money.



BUILT-IN COOKING

ODN9302X
90CM BUILT-IN
FAN DOUBLE OVEN

107L
CAPACITY



- Fan Oven
- Programmable LED Timer
- Removable Inner Door Glass

- COOKING TYPE**
- Top cavity: Conventional oven with grill
 - Main cavity: Fan oven

- EASY TO USE**
- 7 cooking functions including fan heating, static, fan defrost and full grill cooking
 - Sleek design with Push-in Pop-out control knobs
 - Programmable LED Timer
 - Full width variable grill with recessed grill element
 - Interior lights in both ovens
 - 3 wire shelves with stop position system
 - Full size enamel cooking tray with internal grill rack

- EASY TO CLEAN**
- Removable full width glass inner door
 - Grey Enamel oven interior
 - catalytic liners on side walls
 - Removable side racks

- ENERGY SAVING**
- A rated main oven, A rated top oven

- CAPACITY**
- Main: 69L Top: 38L

- COLOUR OPTIONS**
- Stainless Steel

- DIMENSIONS**
- H: 89cm W: 59.4cm D: 56.7cm

OTN9302X
72CM BUILT UNDER
DOUBLE OVEN WITH GRILL

86L
CAPACITY



- Fan Oven
- Programmable LED Timer
- Removable Inner Door Glass

- COOKING TYPE**
- Top cavity: Conventional oven with grill
 - Main cavity: Fan oven

- EASY TO USE**
- 7 cooking functions including fan heating, static, fan defrost and full grill cooking
 - Sleek design with push in pop out control knobs
 - Programmable LED timer
 - Full width variable grill with recessed grill element
 - Interior lights in both ovens
 - 3 wire shelves with stop position system
 - Full size enamel cooking tray with internal grill rack

- EASY TO CLEAN**
- Removable full width glass inner door
 - Triple glazed door
 - Grey enamel oven interior
 - Removable side racks
 - Catalytic liners on side walls

- ENERGY SAVING**
- A rated main oven, A rated top oven

- CAPACITY**
- Main: 48L Top: 38L

- COLOUR OPTIONS**
- Stainless Steel

- DIMENSIONS**
- H: 71.5cm W: 59.4cm D: 57.5cm

OEN9331XP
60CM BUILT-IN
MULTIFUNCTION OVEN

71L
CAPACITY



- Multifunctional Cooking
- Programmable LED Timer
- 2 Pyro Self Cleaning Programmes

- COOKING TYPE**
- Main cavity: Multifunctional oven

- EASY TO USE**
- 9 cooking functions including fan assist, fan grilling and defrost
 - Sleek design with easy grip push-in pop-out knobs
 - Programmable LED timer
 - Full width variable grill with recessed grill element
 - Full size enamel cooking tray with internal grill rack

- EASY TO CLEAN**
- 2 Pyro self cleaning programmes
 - Easy clean oven door with full glass inner door
 - Removable side racks
 - Fingerprint free stainless steel

- ENERGY SAVING**
- A rated main oven

- CAPACITY**
- Main: 71L

- COLOUR OPTIONS**
- Stainless Steel

- DIMENSIONS**
- H: 59.5cm W: 59.4cm D: 56.7cm



BUILT-IN COOKING

OEN9302X
60CM BUILT-IN
SINGLE FAN OVEN WITH GRILL

71L
CAPACITY

MIX5402F
80 CM BUILT-IN
INDUCTION HOB

INDUCTION
TECHNOLOGY

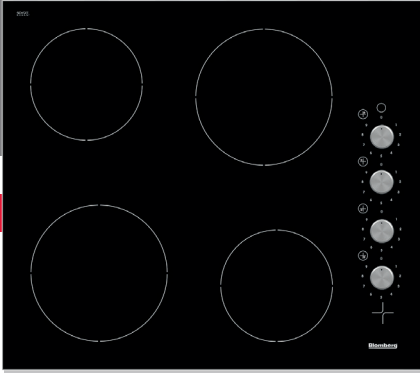
MIN54308N
60CM BUILT-IN
INDUCTION HOB

INDUCTION
TECHNOLOGY

MKN24001
60CM BUILT-IN
ELECTRIC HOB

GMB83512
75CM GAS HOB WITH
DOUBLE RING WOK BURNER

GEN73415E
60CM BUILT-IN
GAS HOB



Fan Oven



Programmable
LED Timer



Catalytic Liners
On Back Wall

COOKING TYPE

- Main cavity: Fan oven



Induction



Fast installation
Clips



Booster
Function

COOKING TYPE

- 4 induction zones including 1 flexi-zone
- Burner power (kW)
- Front left 1800/3000W (Max/Boost)
- Back left 1800/3000W (Max/Boost)
- Front right 1500/2200W (Max/Boost)
- Back right 2000/3700W (Max/Boost)

EASY TO USE

- 5 cooking functions including fan heating, fan grilling, fan defrost and full grill cooking
- Sleek design with easy grip push-in pop-out knobs
- Programmable LED timer
- Full width variable grill with recessed grill element
- Large viewing window and interior light
- Full size enamel cooking tray with internal grill rack

EASY TO CLEAN

- Catalytic liners on the back wall
- Double glazed oven door with full glass inner door
- Grey enamel oven interior
- Removable side racks
- High quality hinges for easy door removal

ENERGY SAVING

- A rated main oven

CAPACITY

- Main: 71L

COLOUR OPTIONS

- Stainless Steel

DIMENSIONS

- H: 59.5cm W: 59.4cm D: 56.7cm



Induction



Fast installation
Clips



Booster
Function

COOKING TYPE

- Ceramic Induction
- Burner power (kW)
- Front left Ø180mm - 2000/2300W (Max/Boost)
- Back left Ø180mm - 2000/2300W (Max/Boost)
- Front right Ø145mm - 1600/1800W (Max/Boost)
- Back right Ø210mm - 2000/2300W (Max/Boost)

EASY TO USE

- 1-9 Adjustable power levels per zone
- Digital display
- Timer and buzzer
- Fast installation clips

EASY TO CLEAN

- Smooth wipe clean hob surface

SAFETY FEATURES

- Child lock
- Anti-over flow system
- Residual Heat Indicators

COLOUR OPTIONS

- Black

DIMENSIONS

- H: 5.2cm W: 58cm D: 51cm



Ceramic



Side Mounted
Control Knobs



1-6
Power Levels

COOKING TYPE

- VitroCeramic Glass
- Burner power (kW)
- Front left 1.7
- Back left 1.2
- Front right 1.2
- Back right 1.7

EASY TO USE

- 4 Variable zones with side mounted control knobs
- 1-6 Adjustable power levels per zone

EASY TO CLEAN

- Smooth wipe clean hob surface

SAFETY FEATURES

- Residual heat indicators
- On/off indicator lightm

COLOUR OPTIONS

- Black

DIMENSIONS

- H: 5.5cm W: 58cm D: 51cm



Flame Safety
Device



Wok Burner



Cast Iron Pan
Supports

COOKING TYPE

- Gas Burner
- Burner power (kW)
- Front left 1
- Back left 2.9
- Front right 1.75
- Back right 1.75

EASY TO USE

- 5 Burners, including a high power 5kW double ring wok burner
- High efficient gas burners for up to 35% faster cooking
- Heavy duty cast iron pan supports
- Front control dial knobs with adjustable flame settings
- Automatic mains ignition to all burners

EASY TO CLEAN

- Smooth wipe clean hob surface

SAFETY FEATURES

- Flame safety device for all burners

COLOUR OPTIONS

- Stainless Steel

DIMENSIONS

- H: 4.6cm W: 75cm D: 52.4cm



Easy Cleaning
Coating



Wok Burner



Cast Iron Pan
Supports

COOKING TYPE

- Gas Burner
- Burner power (kW)
- Front left 5 (Wok)
- Back left 1.75
- Front right 1
- Back right 1.75

EASY TO USE

- 4 Burners, including a high power 5kW double ring wok burner
- High efficient gas burners for up to 35% faster cooking
- Heavy duty cast iron pan supports
- Front control dial knobs with adjustable flame settings
- Automatic mains ignition to all burners

EASY TO CLEAN

- ExpertClean special easy cleaning coating

SAFETY FEATURES

- Flame safety device for all burners

COLOUR OPTIONS



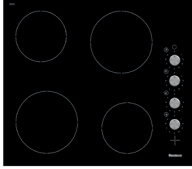

- Stainless Steel

DIMENSIONS

- H: 9.5cm W: 58cm D: 51cm

BUILT-IN OVEN AND HOB COMBINATIONS



		STANDARD OVENS (66-72 LT)				72CM HEIGHT DOUBLE OVENS		90CM HEIGHT DOUBLE OVEN	
OVEN MODELS									
HOB MODELS		20MM COUNTER TOP	30MM COUNTER TOP	40MM COUNTER TOP	50MM COUNTER TOP	40MM COUNTER TOP	50MM COUNTER TOP	40MM COUNTER TOP	50MM COUNTER TOP
	MIX5402F 80CM BUILT-IN INDUCTION HOB	-	✓	✓	✓	-	✓	✓	✓
	MIN54308N 60CM BUILT-IN INDUCTION HOB	-	✓	✓	✓	-	✓	✓	✓
	MKN24001 60CM BUILT-IN ELECTRIC HOB	✓	✓	✓	✓	✓	✓	✓	✓
	GEN73415E 60CM BUILT-IN GAS HOB	-	✓	✓	✓	-	✓	✓	✓

BUILT-IN REFRIGERATION

KNM4553EI
70/30 INTEGRATED COMBI
FRIDGE FREEZER

262L
CAPACITY
FITS 14 BAGS
OF SHOPPING



-  Open Door Alarm
-  Frost Free
-  LED Display

KEEP FOOD FRESH

- Hygienic door seals
- Open door alarm (Fridge)
- Fast freezer function

EASY TO USE

- Frost Free
- Touch Control Display
- LED lighting
- Chrome wire wine rack
- Adjustable glass shelves
- Slimline ice storage tray
- Reversible doors

INSTALLATION

- Sliding Hinges

ENERGY SAVING

- Holiday mode
- A+ energy rating

CAPACITY

- Fridge: 193L Freezer: 69L

COLOUR OPTIONS

- Integrated

DIMENSIONS

- H: 177.5cm W: 54cm D: 54.5cm

KNM4563EI
50/50 INTEGRATED COMBI
FRIDGE FREEZER

254L
CAPACITY
FITS 13 BAGS
OF SHOPPING



-  Open Door Alarm
-  Frost Free
-  LED Display

KEEP FOOD FRESH

- Hygienic door seals
- Open door alarm (Fridge)
- Fast freezer function

EASY TO USE

- Frost Free
- Touch Control Display
- LED lighting
- Chrome wire wine rack
- Adjustable glass shelves
- Reversible doors
- Slimline ice storage tray

ENERGY SAVING

- Holiday mode
- A+ energy rating

CAPACITY

- Fridge: 163L Freezer: 91L

COLOUR OPTIONS

- Integrated




DIMENSIONS

- H: 177.5cm W: 54cm D: 54.5cm

FNT3454I
54CM INTEGRATED
TALL FREEZER

220L
CAPACITY
FITS 11 BAGS
OF SHOPPING



-  Frost Free
-  Fast Freeze
-  Open Door Alarm

KEEP FOOD FRESH

- Food protector technology
- Fast freeze
- Open door alarm

EASY TO USE

- Frost free
- Touch Control Display
- Ice bank tray
- Slimline ice storage tray
- Reversible door

ENERGY SAVING

- A+ energy rating

CAPACITY

- Freezer 220L

COLOUR OPTIONS

- Integrated

DIMENSIONS

- H: 177.5cm W: 54cm D: 54.5cm



BUILT-IN REFRIGERATION

SST3455I
54CM INTEGRATED
LARGER FRIDGE

309L
CAPACITY
FITS 17 BAGS
OF SHOPPING



TSM1750U
60CM INTEGRATED UNDER
COUNTER LARGER FRIDGE

128L
CAPACITY
FITS 7 BAGS
OF SHOPPING



FSE1630U
60CM INTEGRATED
UNDER COUNTER FREEZER

87L
CAPACITY
FITS 4 BAGS
OF SHOPPING



BUILT-IN LAUNDRY

LWI284410
8KG INTEGRATED
WASHING MACHINE

8KG
WASHES
40
SHIRTS



LRI285411
8KG/5KG INTEGRATED
WASHER DRYER

8KG
WASHES
40
SHIRTS

5KG
DRIES
25
SHIRTS



BUILT-IN DISHWASHERS

LDV42244
INTEGRATED FULL SIZE
DISHWASHER

14
PLACE
SETTINGS



LDV42221
INTEGRATED FULL SIZE
DISHWASHER

14
PLACE
SETTINGS



LDV02284
INTEGRATED
SLIMLINE
DISHWASHER

10
PLACE
SETTINGS



Touch Control
Display



Chiller
Compartment



Open Door
Alarm



Hygienic Door
Seals



Telescopic
Sliding Shelf



Half Depth
Glass Shelf

KEEP FOOD FRESH

- Open door alarm
- Chiller compartment
- Quick Cool

KEEP FOOD FRESH

- Hygienic door seals

KEEP FOOD FRESH

- Fast Freeze
- Rapidly freezes fresh food, locking in the taste and nutrients
- High temperature warning light - will alert you in case the freezer temperature starts to rise

EASY TO USE

- Touch Control Display
- Chrome wine rack
- LED lighting
- Adjustable glass shelves
- Reversible door

EASY TO USE

- Telescopic sliding shelf
- Half depth glass shelf
- Chrome coated bottle retainer
- Adjustable glass shelves
- Reversible door

EASY TO USE

- Concealed Storage compartment
- Clear freezer fronts
- Reversible door

SAVE TIME

- Fast Full Load programme – wash 8kg in only 28 min
- Mini 14 programme – wash a 2kg load in only 14 min
- Large 8kg load capacity
- High 1400rpm spin speed
- Shorter wash function

EASY TO USE

- Adjustable back feet from the front- for easy installation
- Stylish LED digital display – showing time remaining and time delay
- Time delay function up to 19 hours
- 15 programmes
- Large 34cm porthole door with wide angle opening
- Automatic water level reduction for half or small loads
- Variable spin speed and temperature

SAFETY FEATURES

- Child Lock feature operated electronically
- Overflow protection

ENERGY SAVING

- Optima Inverter Motor with 10 year guarantee. T&C's apply.
- A+++ energy rating

COLOUR OPTIONS

- Integrated

DIMENSIONS

- H: 82cm W: 60cm D: 55cm



Wash & Wear



Fast Full Load
Programme



Adjustable back
feet from front

SAVE TIME

- Wash & Wear – wash and dry up to 5 shirts in 55 min
- Fast Full Load programme – wash 8kg in only 28 minutes
- Mini 14 programme – wash a 2kg load in only 14 min
- Large 8kg/5kg load capacity
- High 1400rpm spin speed

EASY TO USE

- Adjustable back feet from the front - for easy installation
- Wash through dry programmes - put the laundry in, take it out clean and dry
- 16 programmes
- Large 34cm porthole door with wide angle opening
- Sensor drying
- Variable spin speed and temperature

SAFETY FEATURES

- Child lock feature operated electronically
- Overflow protection

ENERGY SAVING

- Optima Inverter Motor with a 10 year guarantee. T&C's apply.
- A energy rating

COLOUR OPTIONS

- Integrated

DIMENSIONS

- H: 82cm W: 60cm D: 55cm



PowerWash
Function



Super Gloss
Function



ExpressDry58

SPECIAL WASH PROGRAMMES

- PowerWash - with additional spray arm for an intensive wash zone
- Super Gloss function - delivers better drying and glossier dishes

SAVE TIME

- ExpressDry58 - wash & dry a full load of normally soiled dishes at 70 degrees in only 58 minutes
- Rapid Clean function - reduces the programme duration by up to 70%

EASY TO USE

- Additional cutlery tray
- Height adjustable basket, even when fully loaded
- Time delay function up to 24 hours
- Folding plate and glass supports on both baskets
- Whisper quiet with 43 decibels noise level

ENERGY SAVING

- Optima Inverter Motor with 10 year guarantee. T&C's apply.
- Half load function
- Low 9.5L water consumption
- A++ energy rating

COLOUR OPTIONS

- Integrated

DIMENSIONS

- H: 81.8cm W: 59.8cm D: 55cm



Super Gloss
Function



Auto Wash
programme



ExpressDry58

SPECIAL WASH PROGRAMMES

- Super Gloss function - delivers better drying and glossier dishes
- Tray Clean- an intensive wash for baking trays

SAVE TIME

- ExpressDry - wash & dry a full load of normally soiled dishes at 70 degrees in only 58 minutes
- Rapid Clean function - reduces the programme duration by up to 70%

EASY TO USE

- Height adjustable upper basket, even when fully loaded
- Folding plate supports in both basket
- Low 46 decibels noise level

ENERGY SAVING

- Optima Inverter Motor with 10 year guarantee. T&C's apply.
- Half load function
- Low 11L water consumption
- A++ energy rating

COLOUR OPTIONS

- Integrated

DIMENSIONS

- H: 81.8cm W: 59.8cm D: 55cm



Intense Wash
Function



Auto Wash
Programme



Super Gloss
Function

SPECIAL WASH PROGRAMMES

- Intense wash function- with additional spray arm for an intensive wash zone
- Auto Wash Programme – selects the best parameters for the wash according to the dirtiness of the load

SAVE TIME

- ExpressDry - wash a full load of normally soiled dishes at 60 degrees in only 58 minutes
- Rapid Clean function - reduces the programme duration by up to 70%

EASY TO USE

- Height adjustable upper basket, even when fully loaded
- Folding plate supports in both basket
- Time delay function up to 24 hours
- Low 46 decibels noise level

ENERGY SAVING

- Optima Inverter Motor with 10 year guarantee. T&C's apply.
- Half load function
- Low 8.7L water consumption
- A++ energy rating

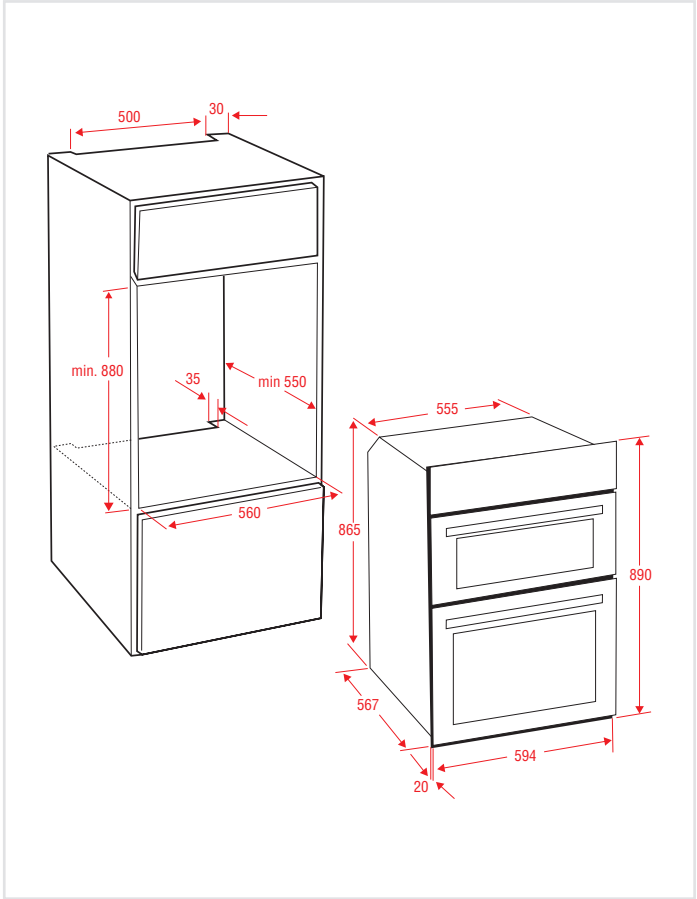
COLOUR OPTIONS

- Integrated

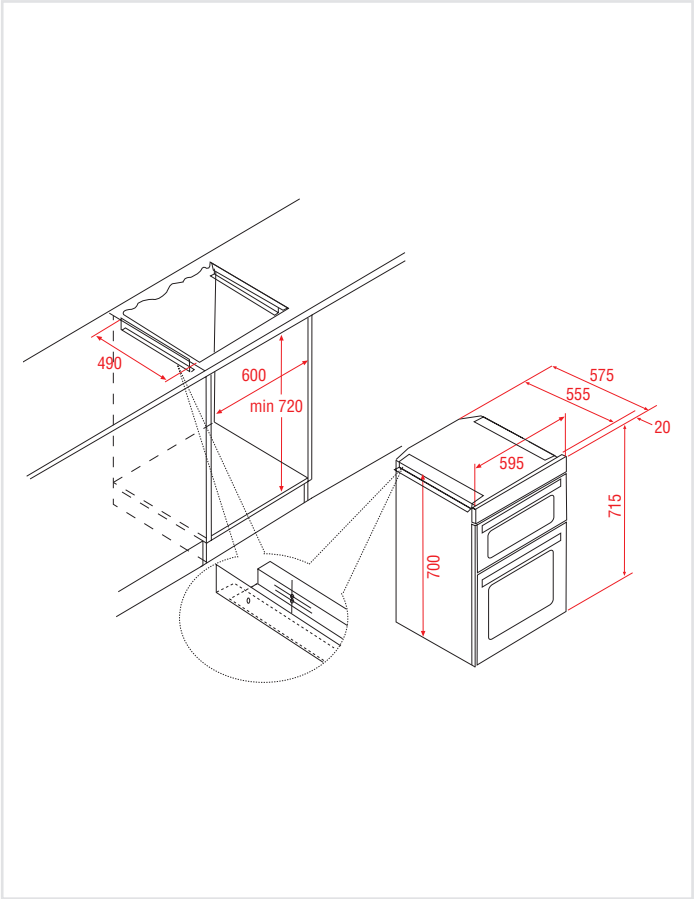
DIMENSIONS

- H: 81.8cm W: 44.8cm D: 55cm

BUILT-IN INSTALLATION DIAGRAMS

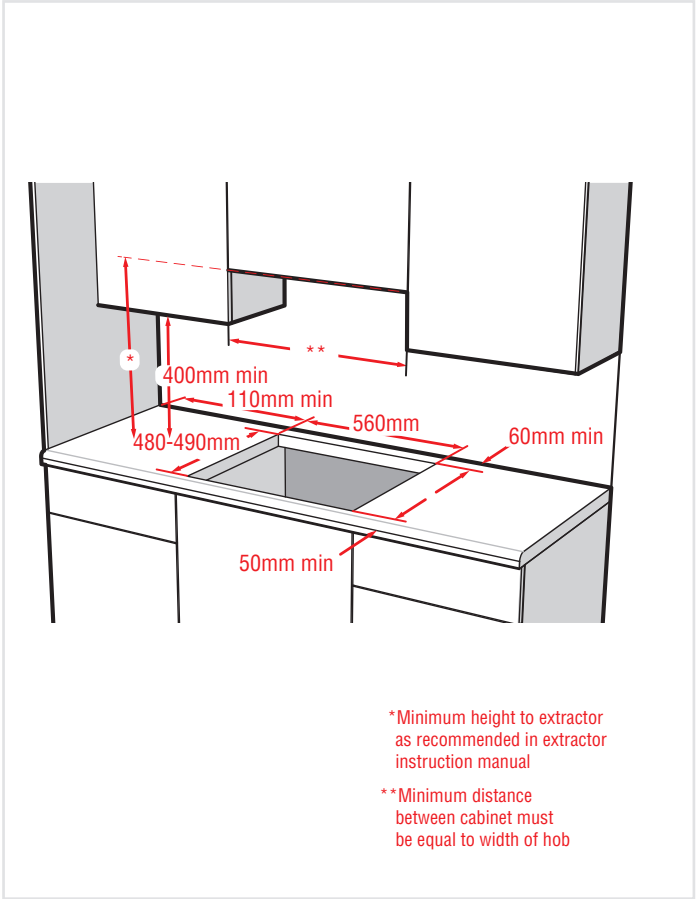


ODN9462X, ODN9302X, HKS900N
90CM BUILT-IN DOUBLE OVEN WITH GRILL

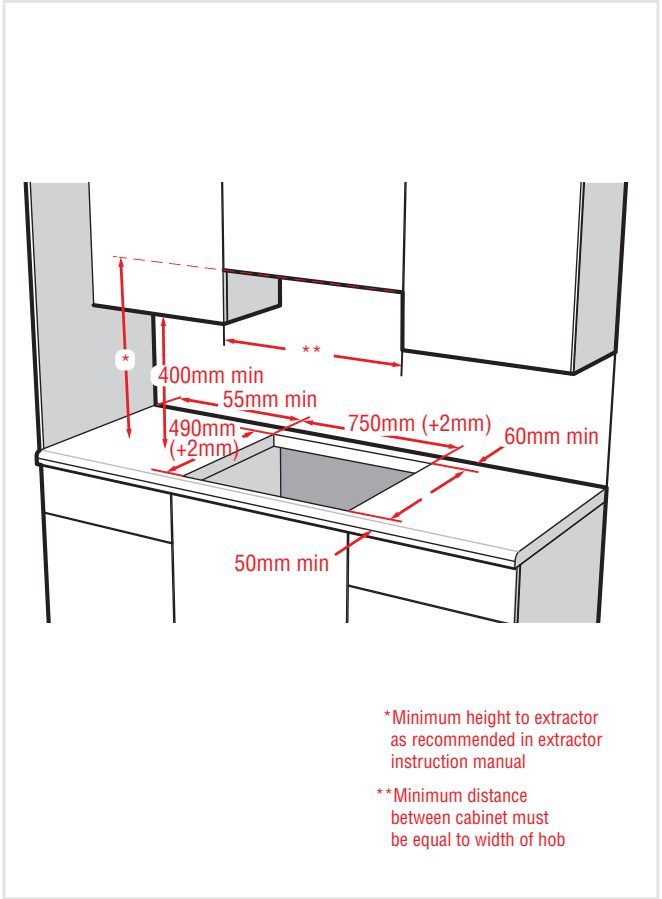


OTN9302X
72CM BUILT UNDER DOUBLE OVEN WITH GRILL

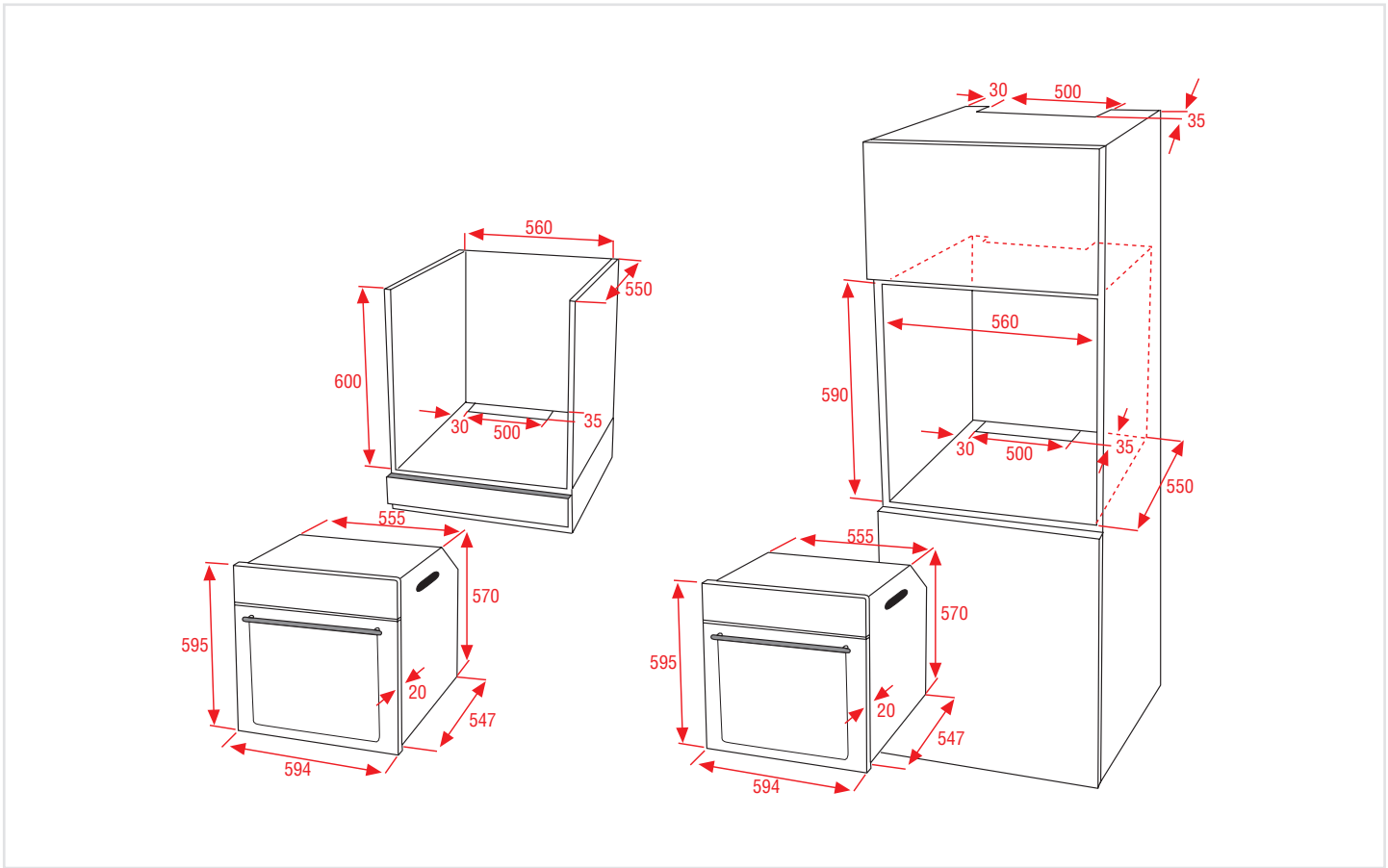
BUILT-IN INSTALLATION DIAGRAMS



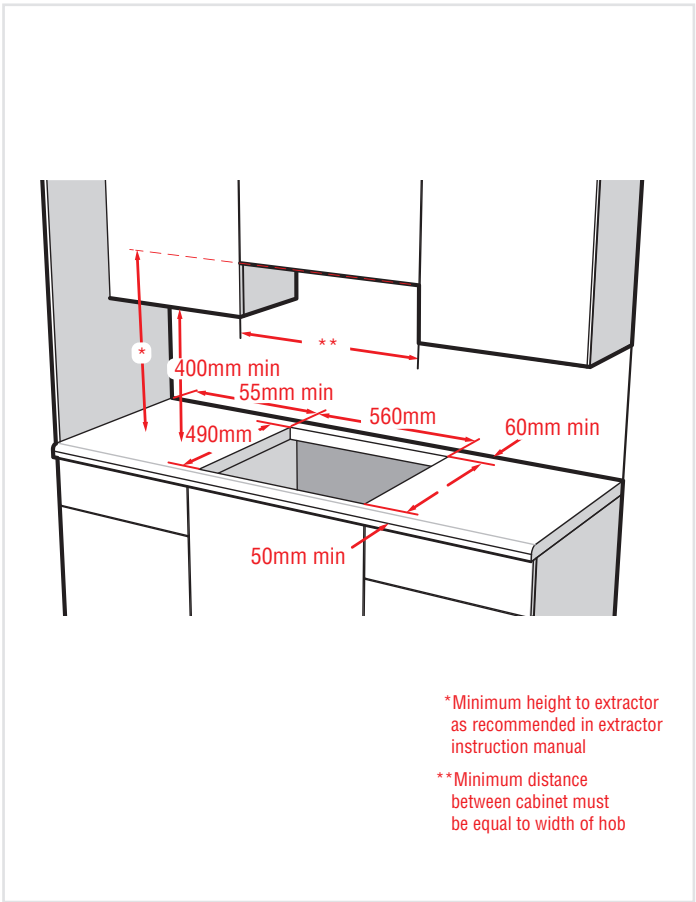
GMB83512
75CM GAS HOB WITH DOUBLE RING WOK BURNER



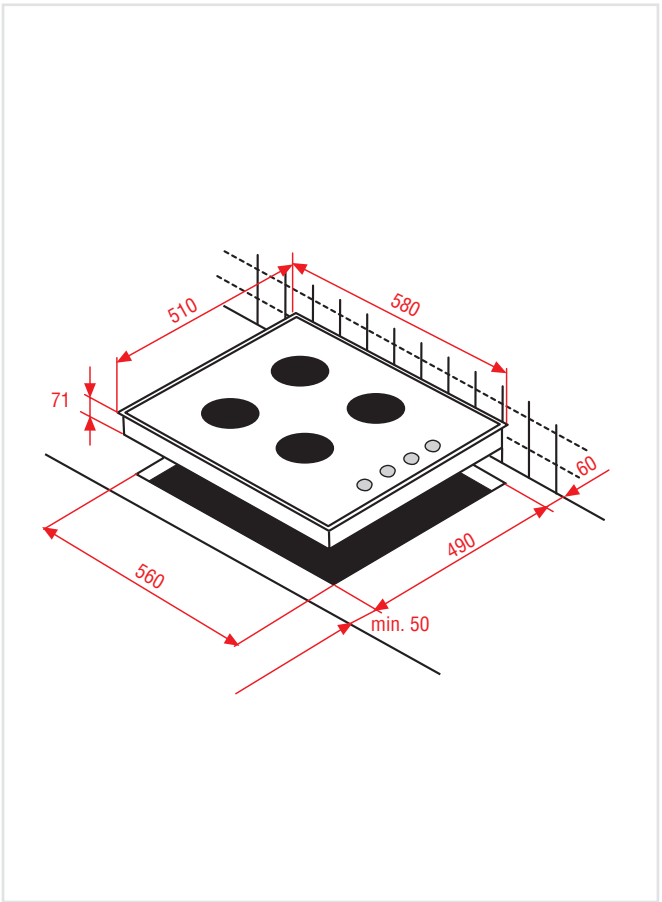
MIX5402F
80CM INDUCTION HOB



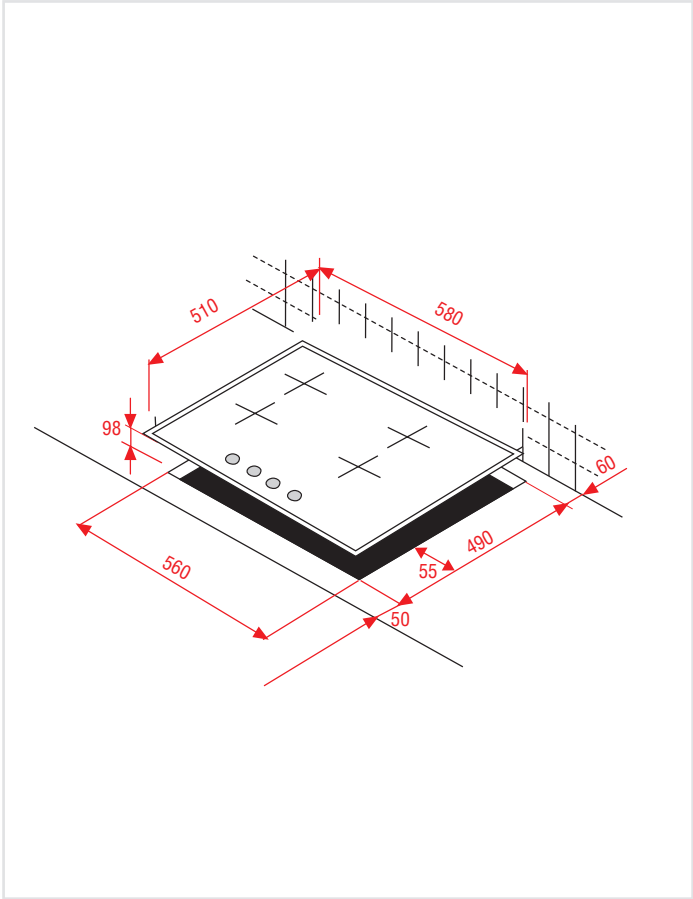
OEN9331XP, OEN9302X
60CM BUILT-IN SINGLE OVEN WITH GRILL



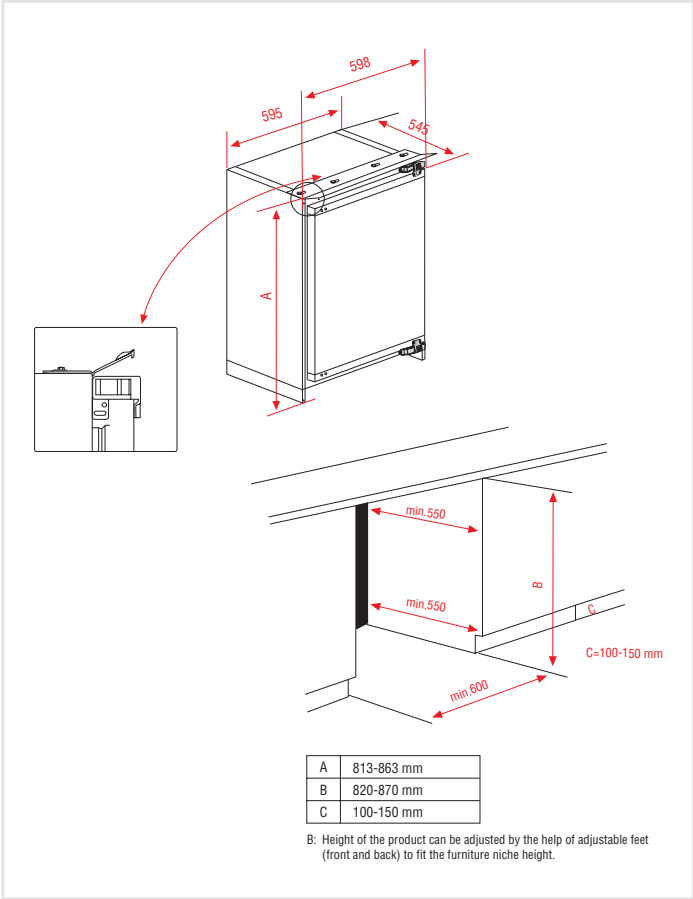
MIN54308N
60CM BUILT-IN ELECTRIC HOB



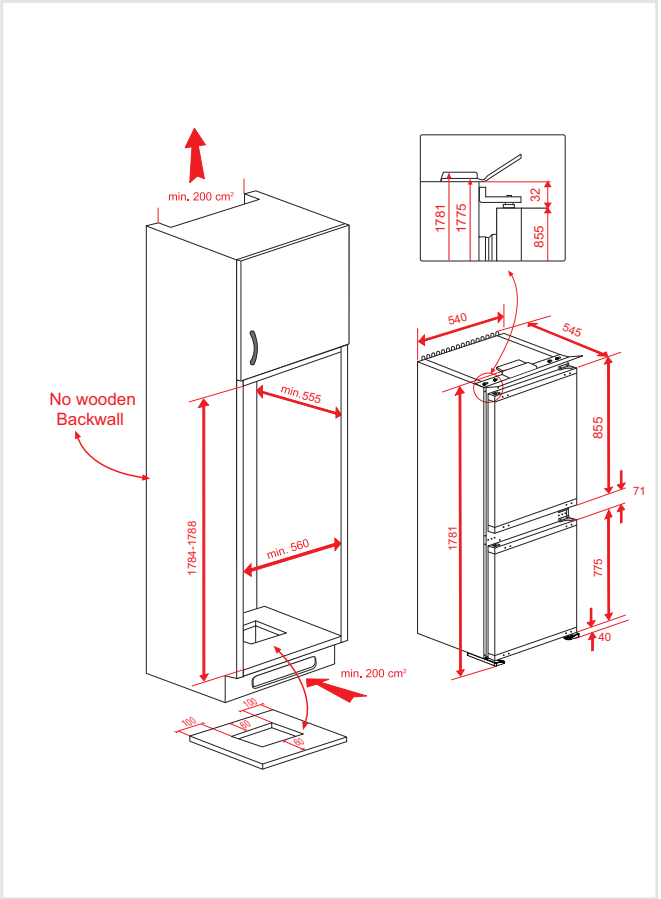
MKN24001
60CM BUILT-IN ELECTRIC HOB



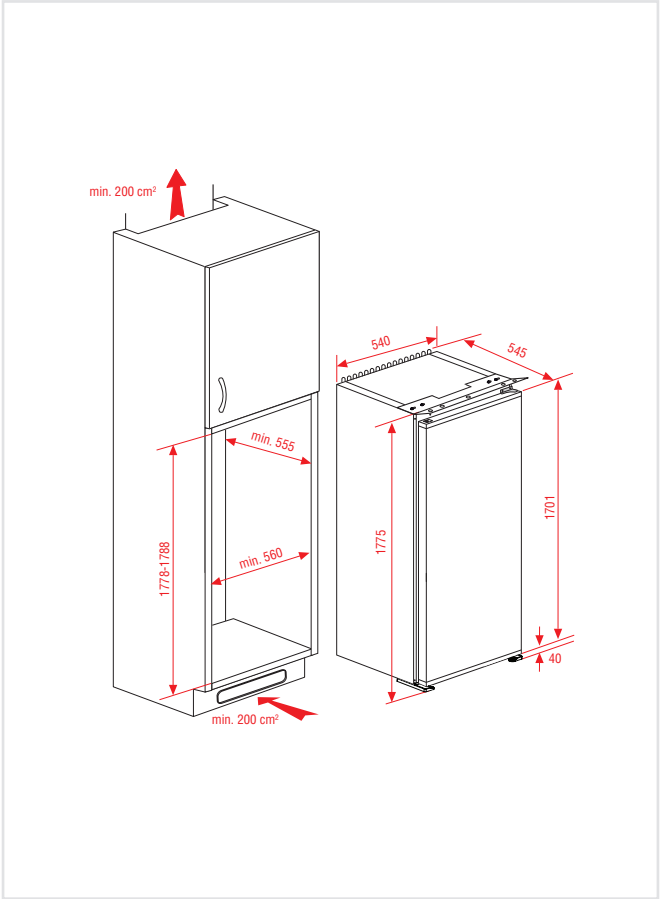
GEN73415
60CM BUILT-IN GAS HOB



FSE1630U
60CM INTEGRATED UNDER COUNTER FREEZER

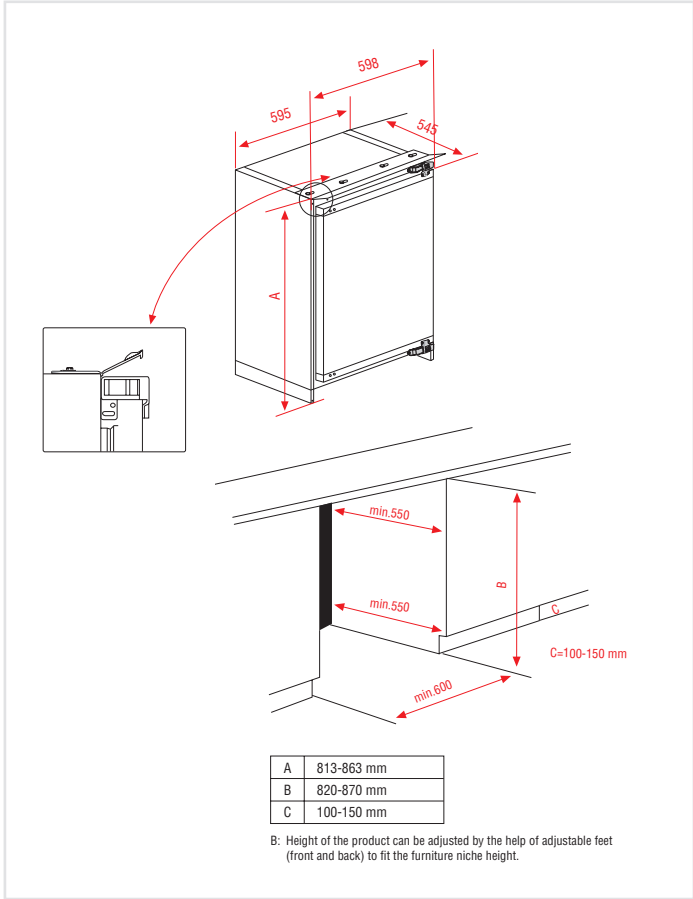


KNM4563EI
50/50 INTEGRATED COMBI FRIDGE FREEZER

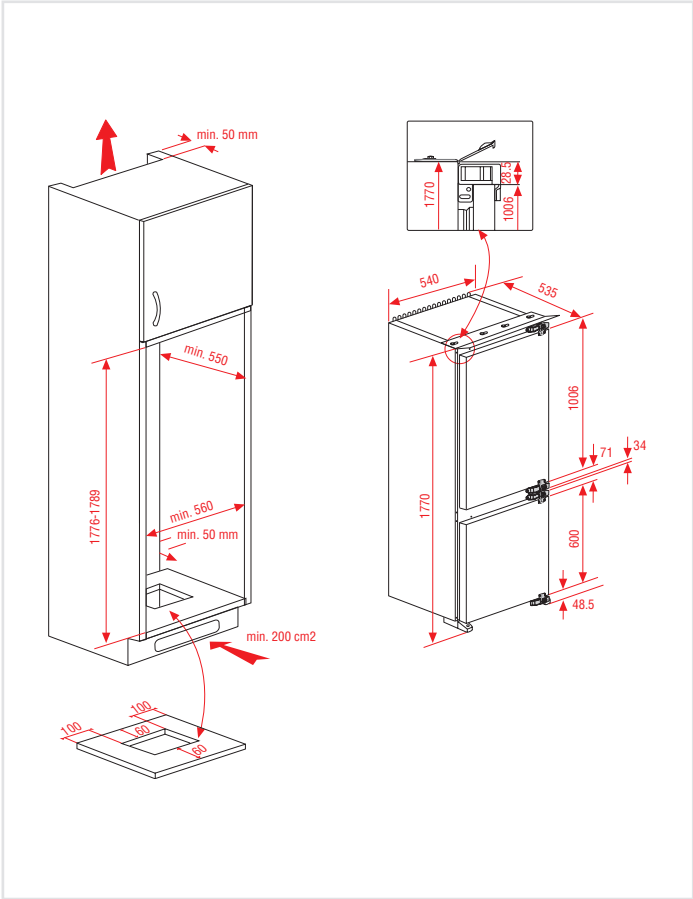


FNT3454I
54CM INTEGRATED TALL FREEZER

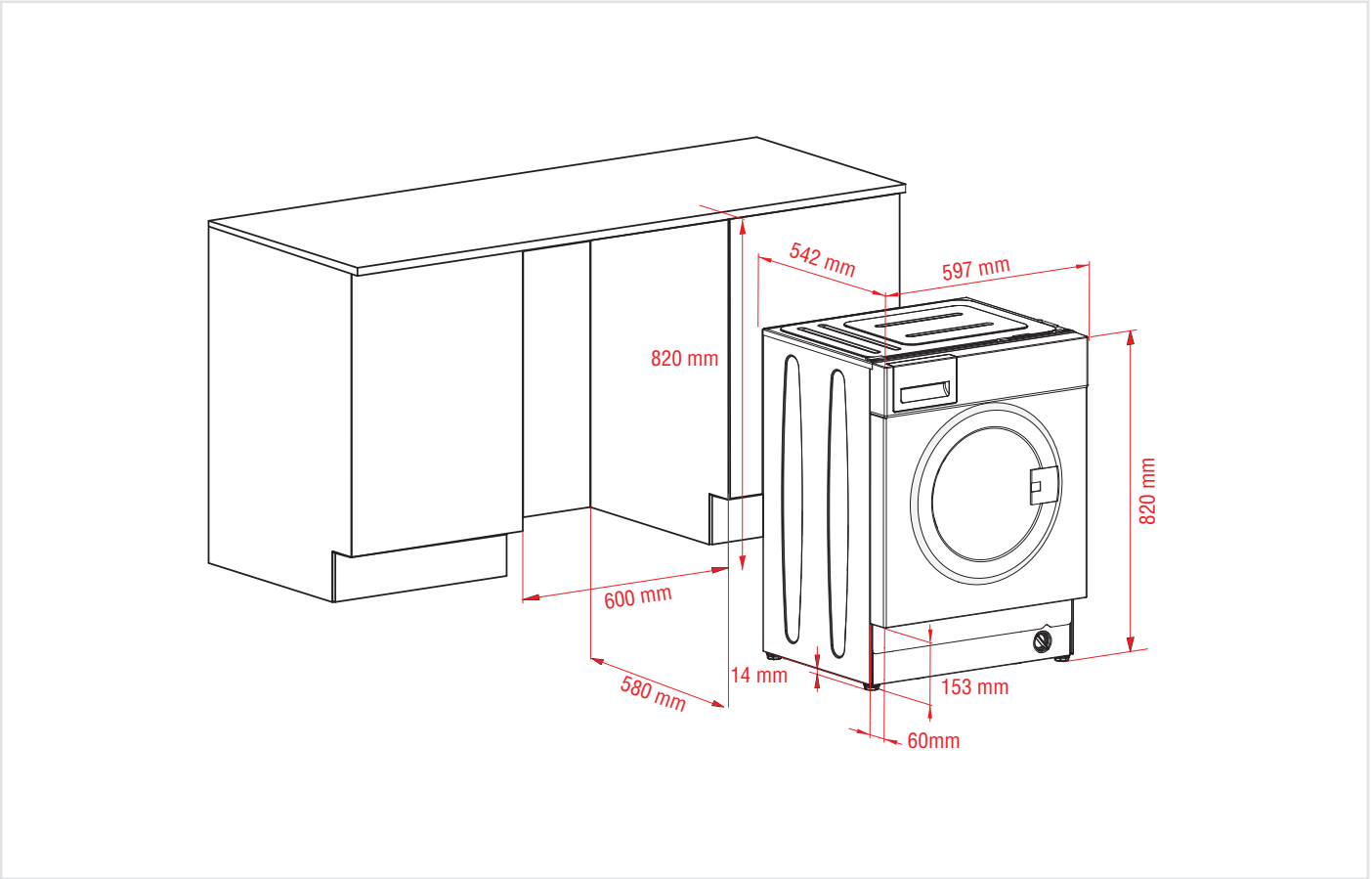
SST3455I
54CM INTEGRATED TALL FRIDGE



TSM1750U
60CM INTEGRATED UNDER COUNTER LARGER FRIDGE

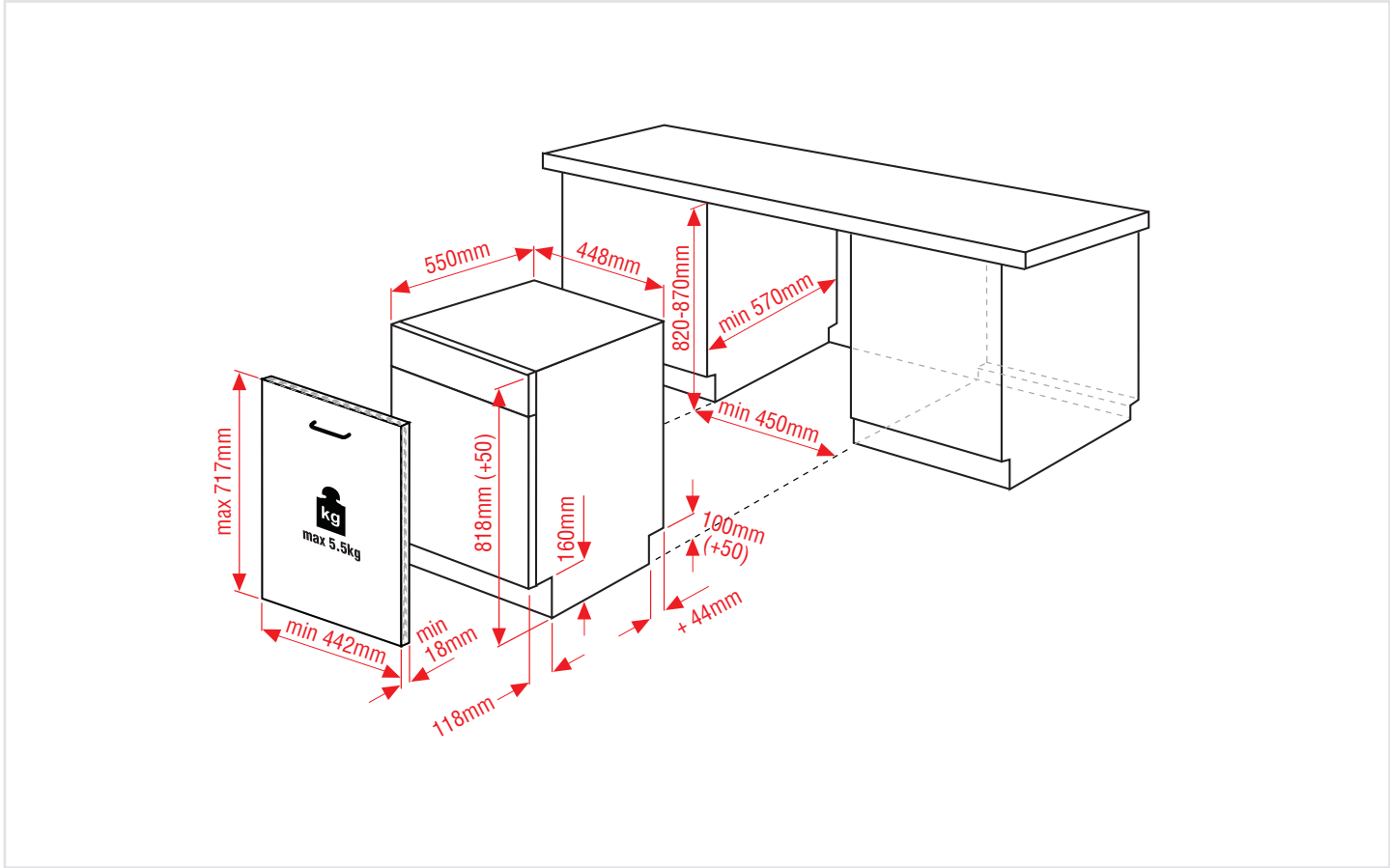


KNM4553EI
70/30 INTEGRATED COMBI FRIDGE FREEZER

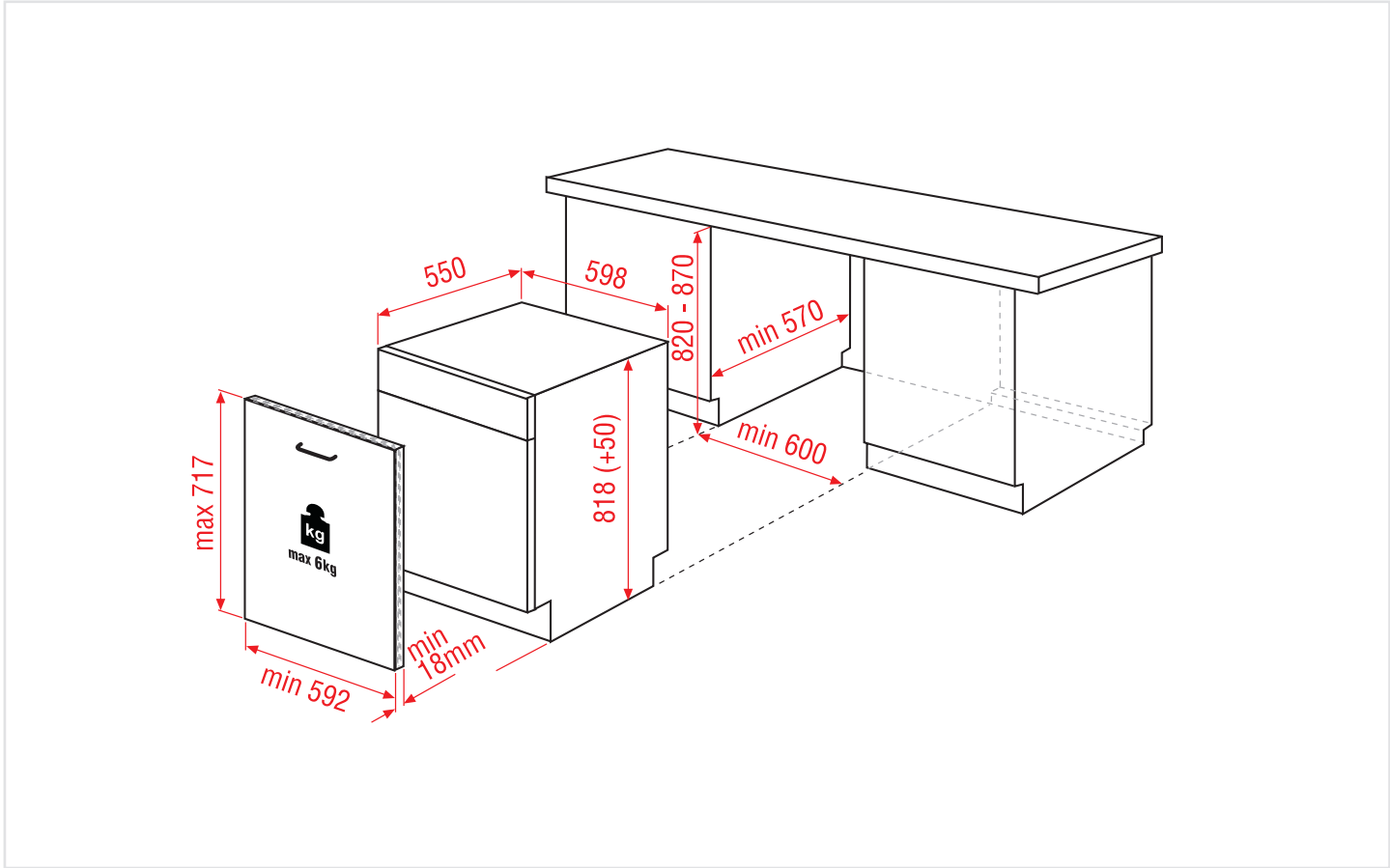


LWI284410
8KG INTEGRATED WASHING MACHINE

LRI285411
8KG/5KG INTEGRATED WASHER DRYER




LDV02284
INTEGRATED SLIMLINE DISHWASHER



LDV42244, LDV42221
INTEGRATED FULL SIZE DISHWASHER

Blomberg continuously seek improvements in specification, design and production of products and thus alterations take place periodically. Whilst every effort is made to produce up-to-date literature, this brochure should not be regarded as an infallible guide to current specifications, nor does it constitute an offer for the sale of any particular appliance.





Blomberg®
seit 1883

Blomberg
1 Greenhill Crescent
Watford
Hertfordshire
WD18 8QU
Tel: 0845 850 5008
Fax: 0845 600 4925
www.blomberguk.com