



**FREESTANDING AND  
BUILT-IN COLLECTION**  
**2019/20**



**COOLING • COOKING • WASHING • DRYING  
IN HARMONY WITH YOUR LIFE**

**FREESTANDING COLLECTION**  
Exclusive to  **euronics**

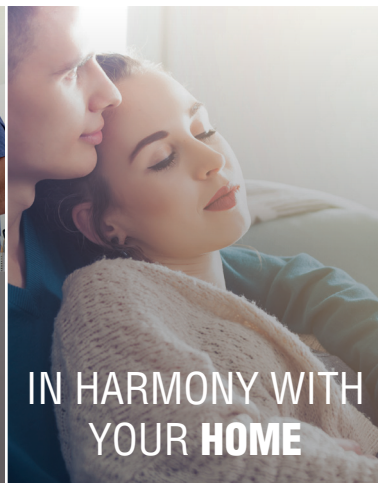


BLOMBERG IS RECOGNISED AS A QUALITY GERMAN BRAND IN HOME APPLIANCES, WITH OVER 135 YEARS OF PRODUCTION EXPERTISE IN THE APPLIANCE & METAL INDUSTRIES.

All Blomberg products come with a free 3 Year Guarantee as standard. Upon registration Built-in products will be extended for an additional 2 Years.



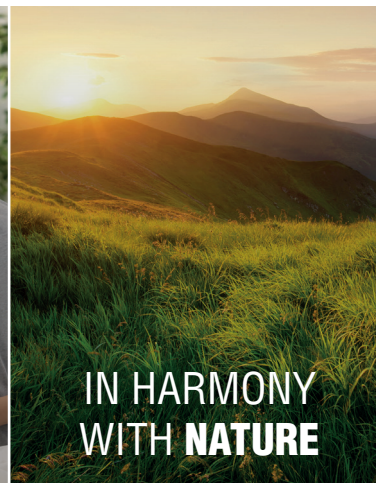
IN HARMONY  
WITH **LIFE**



IN HARMONY WITH  
YOUR **HOME**



IN HARMONY  
WITH **YOU**



IN HARMONY  
WITH **NATURE**

Combining heritage and knowledge with an enviable collection of environmental and user-friendly products, Blomberg aims to bring harmony to your life at home.

Blomberg products are designed with the utmost care to detail. They are in harmony with your home through an appealing design that complements a variety of styles.

All models are in harmony with each other by means of a common design language.

Blomberg products are in harmony with you because they try to make your life more enjoyable. From easy-to-use controls to reliable safety mechanisms, from unique technological innovations to practical solutions, they will exceed all expectations.

These days, living well also means living intelligently and responsibly. Our environment is precious and the preservation of natural resources is an integral part of our wider philosophy.



## GRAPHITE COLLECTION



PAGE 11

PAGE 13

PAGE 7

PAGE 15

## PEACE OF MIND GUARANTEED

**Blomberg®**  
seit 1883

ALL BLOMBERG PRODUCTS COME WITH A FREE 3 YEAR GUARANTEE AS STANDARD. UPON REGISTRATION BUILT-IN PRODUCTS WILL BE EXTENDED FOR AN ADDITIONAL 2 YEARS.

Product must be registered within 90 days  
Go to [www.blomberguk.co/register](http://www.blomberguk.co/register)



\*Terms and Conditions apply



# Which? Best Buy Awards



**FNT9673P  
FREESTANDING  
FREEZER**



**Which? verdict**  
“Quick freezing, temperature stability  
and brilliant energy efficiency...”

...This frost free freezer is easy to use and brilliant at maintaining safe freezing  
temperatures whether the outside temperature soars or plummets.”

## OTHER BLOMBERG AWARD WINNING APPLIANCES.



**LTH3842W  
8KG TUMBLE  
DRYER**



**LDV42244  
INTEGRATED  
DISHWASHER**



**FREESTANDING COLLECTION**  
Exclusive to **euronics**

## FREESTANDING REFRIGERATION



Blomberg's cooling range fuses innovation with appealing design to bring you a practical and modern appliance to hygienically store your fresh and frozen groceries. With a wide range available, easily find your perfect refrigeration appliance, from freezers that do not need to be manually defrosted, to fridges with specialised compartments to extend the life of your fresh produce.



### KEEP FOOD FRESH



**FOOD PROTECTOR  
TECHNOLOGY**

Offering unparalleled storage flexibility, our Food Protector Technology ensures that your freezer continues to function in ambient temperatures as low as -15°C.



**BLUE LIGHT  
TECHNOLOGY**


Prioritising the longevity of your food's freshness, our Blue Light technology continues the natural process of photosynthesis in the crisper drawer to ensure your fruit and vegetables stay fresh long after they're bought.



**HYGIENIC  
DOOR SEALS**

Specially designed to prevent bacteria from forming and entering your appliance, our hygienic door seals promise to protect your chilled food from bacteria and unpleasant odours.

### EASY TO USE



**FROST FREE**

Our Frost Free freezers automatically maintain a dry environment to prevent ice from building up. The result is a freezer compartment that you will never need to defrost.



**CHROME WINE RACK**

Fusing functionality and style, our elegant chrome wire wine rack gives you a dedicated space to store your wine and 2 litre bottles.



**LED LIGHTING**

Bright and long-lasting, our LED lighting makes it easier to see the contents of your fridge. It's also highly energy efficient, making it ideal for the eco-conscious household.





FREESTANDING REFRIGERATION

KFD4952XD  
84CM AMERICAN STYLE MULTI-DOOR  
FRIDGE FREEZER



- 

Dual Cooling
- 

Blue Light Technology
- 

Water & Ice Dispenser

- KEEP FOOD FRESH**
- Dual Cooling – Two fans and evaporators maintain the ideal humidity in the fridge and a dry environment in the freezer, ensuring no transfer of odours.
  - Blue Light Technology – Blue LED lights in the crisper drawer keeps fruit and vegetables fresher for longer.
  - Chiller compartment
  - Multiple air vents in the fridge and freezer
  - Fast Freeze / Quick Cool
  - Door open alarm
  - Odour filter
  - Dairy compartment



- EASY TO USE**
- Plumbed water dispenser and internal ice maker
  - Touch Control LED Display
  - LED internal side wall lighting
  - Holiday mode

- ENERGY SAVING**
- A+ energy rating

- CAPACITY**
- Fridge: 378L Freezer: 152L

- COLOUR OPTIONS**
- Stainless Steel

- DIMENSIONS**
- H: 182cm W: 84cm D: 74.5cm

KWD253PX  
91CM AMERICAN STYLE  
FRIDGE FREEZER



- 

Dual Cooling
- 

Blue Light Technology
- 

Water & Ice Dispenser

- KEEP FOOD FRESH**
- Dual Cooling – Two fans and evaporators maintain the ideal humidity in the fridge and a dry environment in the freezer, ensuring no transfer of odours
  - Blue Light Technology – Blue LED lights in the crisper drawer keeps fruit and vegetables fresher for longer
  - Chiller compartment
  - Air flow cooling vents
  - Fast Freeze / Quick Cool
  - Door open alarm
  - Dairy Compartment

- EASY TO USE**
- Non Plumbed water and ice dispenser allows instant access when needed for those cold drink moments
  - Touch Control LED display
  - LED internal side wall lighting
  - Holiday mode

- ENERGY SAVING**
- A+ energy rating

- CAPACITY**
- Capacity: 544L

- COLOUR OPTIONS**
- Brushed steel

- DIMENSIONS**
- H: 179cm W: 91cm D: 70.5cm

KND4682L  
60CM COMBI  
FRIDGE FREEZER



- 

Dual cooling
- 

Blue light technology
- 

A++ Energy Rating

- KEEP FOOD FRESH**
- Dual cooling system
  - Fast Freeze / Quick Cool
  - Blue light technology
  - Door open alarm
- EASY TO USE**
- Holiday Mode
  - Chrome wine rack
  - Side wall LED lighting
  - Electronic touch control display
  - Slimline ice storage tray
  - Dairy compartment



- ENERGY SAVING**
- A++ energy rating

- CAPACITY**
- Fridge: 230L Freezer: 123L

- COLOUR OPTIONS**
- White

- DIMENSIONS**
- H: 191cm W: 59.5cm D: 65cm

KGM4881  
70CM COMBI  
FRIDGE FREEZER



- 

Food Protector Technology
- 

Frost Free
- 

Twist & Serve Ice Cube Maker

- KEEP FOOD FRESH**
- Food Protector Technology
  - Hygiene door seals

- EASY TO USE**
- Frost Free
  - Twist & Serve Ice Cube Maker
  - Chrome wine rack
  - LED lighting
  - Reversible Doors
  - Adjustable Glass Shelves
  - 2 Crisper Drawers

- ENERGY SAVING**
- A+ energy rating

- CAPACITY**
- Fridge: 230L Freezer: 118L

- COLOUR OPTIONS**
- Stainless Steel, White

- DIMENSIONS**
- H: 190cm W: 70cm D: 60cm

KGM9681  
60CM COMBI  
FRIDGE FREEZER



- 

Food Protector Technology
- 

Frost Free
- 

Wine Rack

- KEEP FOOD FRESH**
- Food Protector Technology
  - Hygienic door seals
  - Dairy compartment

- EASY TO USE**
- Frost Free
  - Chrome wine rack
  - Chrome coated bottle retainer
  - Slimline ice storage tray
  - Reversible doors
  - Large salad crisper
  - Adjustable glass shelves

- ENERGY SAVING**
- A+ energy rating

- CAPACITY**
- Fridge: 189L Freezer: 129L

- COLOUR OPTIONS**
- White, Graphite

- DIMENSIONS**
- H: 191cm W: 59.5cm D: 65cm



FLAME RETARDANT BACKS ON ALL BLOMBERG COOLING APPLIANCES, GIVING YOU THE REASSURANCE YOU NEED.



FREESTANDING REFRIGERATION

KGM4550  
55CM COMBI  
FRIDGE FREEZER

263L  
CAPACITY  
FITS 14 BAGS  
OF SHOPPING



- Food Protector Technology
- Frost Free
- Wine Rack

- KEEP FOOD FRESH**
- Food Protector Technology
  - Hygienic door seals

- EASY TO USE**
- Frost Free
  - Chrome wine rack
  - LED lighting
  - Slimline ice storage tray
  - Reversible doors
  - Large salad crisper
  - Adjustable glass shelves

KGM4530  
55CM COMBI  
FRIDGE FREEZER

213L  
CAPACITY  
FITS 11 BAGS  
OF SHOPPING



- Food Protector Technology
- Frost Free
- LED Lighting

- KEEP FOOD FRESH**
- Food Protector Technology
  - Hygienic door seals

- EASY TO USE**
- Frost Free
  - LED lighting
  - Slimline ice storage tray
  - Reversible doors
  - Large salad crisper
  - Adjustable glass shelves

FNT9673P  
60CM TALL  
FREEZER

250L  
CAPACITY  
FITS 13 BAGS  
OF SHOPPING



- Food Protector Technology
- Frost Free
- LED Display

- KEEP FOOD FRESH**
- Food protector technology
  - Fast freeze

- EASY TO USE**
- Frost free
  - LED display
  - Twist and serve ice cube maker
  - Big box storage to store tall and wide items
  - Reversible door

SOM9673P  
55CM TALL  
LARDER FRIDGE

367L  
CAPACITY  
FITS 20 BAGS  
OF SHOPPING




- Hygienic Door Seal
- Wine Rack
- Dairy Compartment

- KEEP FOOD FRESH**
- Hygienic door seals
  - Dairy compartment
  - Chiller Compartment

- EASY TO USE**
- Chrome wine rack
  - Large Salad crisper
  - Adjustable glass shelves

FNT4550  
55CM TALL  
FREEZER

168L  
CAPACITY  
FITS 9 BAGS  
OF SHOPPING



- Food Protector Technology
- Frost Free
- Indicator Lights

- KEEP FOOD FRESH**
- Food Protector Technology
  - Fast Freeze
  - High temperature warning light
  - Open door alarm

- EASY TO USE**
- Frost Free
  - Indicator lights
  - 4 star freezer with 5 separate compartments
  - Slim line ice storage tray
  - External handle
  - Reversible door

SSM4450  
55CM TALL  
LARDER FRIDGE

252L  
CAPACITY  
FITS 14 BAGS  
OF SHOPPING



- Wine Rack
- Adjustable Shelves
- Hygienic Door Seal

- KEEP FOOD FRESH**
- Hygienic door seal

- EASY TO USE**
- Chrome wine rack
  - Adjustable glass shelves
  - Reversible Door
  - Large salad crisper
  - Full width commodity racks
  - Auto defrost
  - Adjustable thermostat

TSM1551P  
55CM UNDER COUNTER  
LARDER FRIDGE

130L  
CAPACITY  
FITS 7 BAGS  
OF SHOPPING



- Hygienic Door Seal
- Dairy Compartment
- Bottle Retainer

- KEEP FOOD FRESH**
- Hygienic door seal
  - Dairy compartment

- EASY TO USE**
- Reversible door
  - Large salad crisper
  - Adjustable glass shelves

FNE1531P  
55CM UNDER COUNTER  
FREEZER

75L  
CAPACITY  
FITS 4 BAGS  
OF SHOPPING



- Food Protector Technology
- Frost Free
- LED Indicator Lights

- KEEP FOOD FRESH**
- Food Protector Technology
  - Fast Freeze

- EASY TO USE**
- Frost Free
  - LED indicator lights
  - Reversible door



On all Blomberg  
Cooling Appliances

FLAME RETARDANT BACKS ON ALL BLOMBERG COOLING APPLIANCES, GIVING YOU THE REASSURANCE YOU NEED.

- ENERGY SAVING**
- A+ energy rating
- CAPACITY**
- Fridge: 168L Freezer: 95L
- COLOUR OPTIONS**
- White
- DIMENSIONS**
- H: 182cm W: 54.5cm D: 60cm

- ENERGY SAVING**
- A+ energy rating
- CAPACITY**
- Fridge: 145L Freezer: 68L
- COLOUR OPTIONS**
- White
- DIMENSIONS**
- H: 152cm W: 59.5cm D: 60cm

- ENERGY SAVING**
- A+ energy rating
- CAPACITY**
- Freezer: 250L
- COLOUR OPTIONS**
- White
- DIMENSIONS**
- H: 171.4cm W: 59.5cm D: 65cm

- ENERGY SAVING**
- A+ energy rating
- CAPACITY**
- Fridge: 367L
- COLOUR OPTIONS**
- White
- DIMENSIONS**
- H: 171.4cm W: 59.5cm D: 65cm

- ENERGY SAVING**
- A+ energy rating
- CAPACITY**
- Freezer: 168L
- COLOUR OPTIONS**
- White
- DIMENSIONS**
- H: 145.5cm W: 54.5cm D: 57.5cm

- ENERGY SAVING**
- A+ energy rating
- CAPACITY**
- Fridge: 252L
- COLOUR OPTIONS**
- White
- DIMENSIONS**
- H: 145.5cm W: 54.5cm D: 57.5cm

- ENERGY SAVING**
- A+ energy rating
- CAPACITY**
- Fridge: 130L
- COLOUR OPTIONS**
- White
- DIMENSIONS**
- H: 84cm W: 54.5cm D: 59.5cm

- ENERGY SAVING**
- A+ energy rating
- CAPACITY**
- Freezer: 75L
- COLOUR OPTIONS**
- White
- DIMENSIONS**
- H: 84cm W: 54.5cm D: 59.5cm





# FREESTANDING LAUNDRY

Coupling an enviable design with the latest features and technologies, the Blomberg laundry range adds an element of confidence and elevation to your everyday home life. Oozing German quality and innovation, Blomberg's washing machines, washer dryers and tumble dryers offer practical quick programmes, large capacities and the most efficient use of energy and water, to carefully tend to each of your garments.

## SAVE TIME



### FAST FULL LOAD PROGRAMME

Streamlining your daily laundry routine, the Fast Full Load programme can have a full load of laundry clean and ready to be dried in under 30 minutes.



### WASH & WEAR

This handy programme allows you to wash and dry up to 5 shirts in only 55 minutes, great for solving last minute clothing dilemmas.



### FASTER DRY FUNCTION

Offering the choice between a rapid A+ energy rated cycle that dries quicker than a condenser model, and a slower but incredibly efficient A+++ rated cycle for when there's more time to spare, Faster Dry technology gives you the flexibility your active lifestyle deserves.

## EASY TO USE



### STYLISH DIGITAL DISPLAY

Stylish in design, this digital display makes setting your tumble dryer's cycle effortless. Functioning in harmony with you and your life, it will even show you the time remaining for each programme, helping you plan ahead.



### OPTIMA INVERTER MOTOR

Our brushless Optima Inverter Motor is built to operate at a lower noise level than standard motors, while also using less energy. The motor also comes with a 10-year guarantee, for extra peace of mind.



### SENSOR DRYING PROGRAMMES

Functioning in harmony with your life, our sensor programmes intelligently detect moisture levels in the drum, the cycle will automatically stop when the desired dryness has been achieved.



## FREESTANDING LAUNDRY

**LWF4114421W**  
11KG WASHING MACHINE



Time Delay Function



Fast Full Load Programme



Mini 14 Programme

### SAVE TIME

- Fast Full load programme - wash 11kg in less than 30 minutes
- Mini 14 programme - wash a 2kg load in only 14 min
- Steam Refresh programme- reduces creases by over 50%. Saving time on ironing

### EASY TO USE

- Interactive LCD display
- Time delay function up to 24 hours
- Automatic water level reduction for half or small loads
- Extra large 34cm porthole door with wide opening angle
- Variable spin speed and temperature

### SAFETY FEATURES

- Child Lock feature operated electronically
- Overflow protection

### ENERGY SAVING

- A+++ energy rating

### COLOUR OPTIONS

- White

### DIMENSIONS

- H: 84cm W: 60cm D: 67cm

**LWF294411W**  
9KG WASHING MACHINE



Time Delay Function



Fast Full Load Programme



Mini 14 Programme

### SAVE TIME

- Fast Full load programme - wash 9kg in less than 30 minutes
- Mini 14 programme - wash a 2kg load in only 14 min

### EASY TO USE

- Stylish digital display showing time remaining and time delay
- Time delay function up to 24 hours
- Automatic water level reduction for half or small loads
- Extra large 34cm porthole door with wide opening angle
- 16 programmes
- Variable spin speed and temperature

### SAFETY FEATURES

- Child Lock feature operated electronically
- Overflow protection

### ENERGY SAVING

- A+++ energy rating

### COLOUR OPTIONS

- White

### DIMENSIONS

- H: 84cm W: 60cm D: 64cm

**LWF284421G**  
8KG WASHING MACHINE



Time Delay Function



Fast Full Load Programme



Mini 14 Programme

### SAVE TIME

- Fast Full load programme - wash 8kg in less than 30 minutes
- Mini 14 programme - wash a 2kg load in only 14 min

### EASY TO USE

- Stylish digital display showing time remaining and time delay
- Time delay function up to 24 hours
- Automatic water level reduction for half or small loads
- Extra large 34cm porthole door with wide opening angle
- 16 programmes
- Variable spin speed and temperature

### SAFETY FEATURES

- Child Lock feature operated electronically
- Overflow protection

### ENERGY SAVING

- A+++ energy rating

### COLOUR OPTIONS

- Graphite

### DIMENSIONS

- H: 84cm W: 60cm D: 59cm





FREESTANDING LAUNDRY

LWF284411W  
8KG WASHING  
MACHINE



- Time Delay Function
- Fast Full Load Programme
- Mini 14 Programme

**SAVE TIME**

- Fast Full load programme - wash 8kg in less than 30 minutes
- Mini 14 programme - wash a 2kg load in only 14 min

**EASY TO USE**

- Stylish digital display showing time remaining and time delay
- Time delay function up to 24 hours
- Automatic water level reduction for half or small loads
- Extra large 34cm porthole door with wide opening angle
- 16 programmes
- Variable spin speed and temperature

**SAFETY FEATURES**

- Child Lock feature operated electronically
- Overflow protection

**ENERGY SAVING**

- A+++ energy rating

**COLOUR OPTIONS**

- White

**DIMENSIONS**

- H: 84cm W: 60cm D: 59cm

LWF274411W  
7KG WASHING  
MACHINE



- Fast Full Load Programme
- Mini 14 Programme
- Digital Display

**SAVE TIME**

- Fast Full load programme - wash 7kg in less than 30 minutes
- Mini 14 programme - wash a 2kg load in only 14 min

**EASY TO USE**

- Stylish digital display showing time remaining and time delay
- Time delay function up to 24 hours
- Automatic water level reduction for half or small loads
- Extra large 34cm porthole door with wide opening angle
- 16 programmes
- Slim 55cm depth for a flush finish with the kitchen cabinets
- Variable spin speed and temperature

**SAFETY FEATURES**

- Child Lock feature operatedelectronically
- Overflow protection

**ENERGY SAVING**

- A+++ energy rating

**COLOUR OPTIONS**

- White

**DIMENSIONS**

- H: 84cm W: 60cm D: 55cm

LBF1623W  
6KG WASHING  
MACHINE



- Fast Full Load Programme
- Mini 14 Programme
- Digital Display

**SAVE TIME**

- Fast Full load programme - wash 6kg in less than 30 minutes
- Mini 14 programme - wash a 2kg load in only 14 min

**EASY TO USE**

- Stylish digital display showing time remaining and time delay
- Time Delay function - up to 19 hours
- Automatic water level reduction for half or small loads
- Large 30cm porthole door with wide opening angle
- 15 programmes
- Slim 44cm depth for a flush finish with kitchen cabinets
- Variable spin speed and temperature

**SAFETY FEATURES**

- Child Lock feature operated electronically
- Overflow protection

**ENERGY SAVING**

- A+++ energy rating

**COLOUR OPTIONS**

- White

**DIMENSIONS**

- H: 84cm W: 60cm D: 44cm

LRF2854111W  
WASHER DRYER  
WITH 8KG / 5KG CAPACITY



- Fast Full Load Programme
- Mini 14 Programme
- Digital Display

**SAVE TIME**

- Fast Full load programme - wash 8kg in less than 30 minutes
- Quick 14 min small load programme
- Wash and dry up to 5 shirts in 55 minutes

**EASY TO USE**

- Stylish digital display showing time remaining and time delay
- Large door opening- provides easy loading and unloading
- Wash through dry programmes - put the laundry in, take it out clean and dry
- Time Delay function - up to 24 hours
- 16 programmes
- Sensor programmes – stop when the desired dryness level is achieved

**SAFETY FEATURES**

- Child Lock feature operated electronically
- Overflow protection

**ENERGY SAVING**

- A energy rating

**COLOUR OPTIONS**

- White

**DIMENSIONS**

- H: 85cm W: 60cm D: 59cm

LRF2854121G  
WASHER DRYER  
WITH 8KG / 5KG CAPACITY



- Time Delay Function
- Wash and Wear
- Mini 14 Programme

**SAVE TIME**

- Fast Full load programme - wash 8kg in less than 30 minutes
- Quick 14 min small load programme
- Wash and dry up to 5 shirts in 55 minutes

**EASY TO USE**

- Stylish digital display showing time remaining and time delay
- Large door opening- provides easy loading and unloading
- Wash through dry programmes - put the laundry in, take it out clean and dry
- Time Delay function - up to 24 hours
- 16 programmes
- Sensor programmes – stop when the desired dryness level is achieved

**SAFETY FEATURES**

- Child Lock feature operated electronically
- Overflow protection

**ENERGY SAVING**

- A energy rating

**COLOUR OPTIONS**

- Graphite

**DIMENSIONS**

- H: 85cm W: 60cm D: 59cm

LTK21003W  
10KG CONDENSER  
TUMBLE DRYER



- Digital Display
- Sensor Programmes
- Time Delay Function

**SAVE TIME**

- Large 10kg load capacity

**EASY TO USE**

- Stylish LED digital display – showing time remaining and time delay
- Sensor programmes – stop when the desired dryness level is achieved
- Inner light
- Automatic anti-creasing feature
- Large glass porthole door with large door opening
- Reverse action drum
- Time delay of up to 24 hours
- Large water tank - 4.8 litres
- 16 sensor and timed programmes

**SAFETY FEATURES**

- Child Lock feature operated electronically

**ENERGY SAVING**

- B energy rating

**COLOUR OPTIONS**

- White

**DIMENSIONS**

- H: 84.6cm W: 59.7cm D: 65.4cm







**LTH3842W**  
**8KG HYBRID**  
**TUMBLE DRYER**



**SAVE TIME**

- FasterDry function - Uses hybrid technology to reduce drying times, making it faster than a condenser dryer and more efficient
- Large 8kg load capacity

**EASY TO USE**

- Stylish LCD digital display showing time remaining and time delay as well as dryness level options
- Sensor programmes – stop when the desired dryness level is achieved
- Automatic anti-creasing feature
- Large glass porthole door with large door opening
- Reverse action drum
- Adjustable dryness level
- Time delay of up to 24 hours
- Large water tank - 4.8 litres
- 16 sensor and timed programmes

**SAFETY FEATURES**

- Child Lock feature operated electronically

**ENERGY SAVING**

- A+++ energy rating – saves you up to 80% in energy consumption when compared with C class models


**COLOUR OPTIONS**

- White

**DIMENSIONS**

- H: 84.6cm W: 59.5cm D: 65.4cm

**LTP2832W**  
**8KG HEAT PUMP**  
**TUMBLE DRYER**



**SAVE TIME**

- Large 8kg load capacity
- Automatic anti-creasing feature

**EASY TO USE**

- Stylish LED digital display – showing time remaining and time delay
- Interior Light - illuminates the inside of the drum for added convenience when unloading.
- Large reversible glass porthole door with large door opening - for easy loading and unloading of laundry
- Reverse action drum
- Large water tank
- 16 sensor and timed programmes
- Sensor programmes- stops when desired dryness is level is achieved

**SAFETY FEATURES**

- Child Lock feature operated electronically

**ENERGY SAVING**

- A++ energy rating

**COLOUR OPTIONS**

- White

**DIMENSIONS**

- H: 84.6cm W: 59.7cm D: 59.9cm

**LTK28031G**  
**8KG CONDENSER**  
**TUMBLE DRYER**



GRAPHITE  
COLLECTION  
NEW FOR 2018/19



**SAVE TIME**

- Large 8kg load capacity

**EASY TO USE**

- Stylish LED digital display – showing time remaining and time delay
- Sensor programmes – stop when the desired dryness level is achieved
- Inner light
- Automatic anti-creasing feature
- Large glass porthole door with large door opening
- Reverse action drum
- Time delay of up to 24 hours
- Large water tank - 4.8 litres
- 16 sensor and timed programmes

**SAFETY FEATURES**

- Child Lock feature operated electronically

**ENERGY SAVING**

- B energy rating – saves you up to 10% in energy consumption compared to C rated models

**COLOUR OPTIONS**

- Graphite, White

**DIMENSIONS**

- H: 84.6cm W: 59.7cm D: 58.9cm

**LTK28021W**  
**8KG CONDENSER**  
**TUMBLE DRYER**



**SAVE TIME**

- Large 8kg load capacity

**EASY TO USE**

- Stylish LED digital display – showing time remaining and time delay
- Sensor programmes – stop when the desired dryness level is achieved
- Inner light
- Automatic anti-creasing feature
- Large glass porthole door with large door opening
- Reverse action drum
- Time delay of up to 24 hours
- Large water tank - 4.8 litres
- 16 sensor and timed programmes

**SAFETY FEATURES**

- Child Lock feature operated electronically

**ENERGY SAVING**

- B energy rating – saves you up to 10% in energy consumption compared to C rated models

**COLOUR OPTIONS**

- Graphite, White

**DIMENSIONS**

- H: 84.6cm W: 59.7cm D: 58.9cm





# FREESTANDING DISHWASHERS

With clean, precise lines, the Blomberg range of dishwashers will add minimalistic elegance to your kitchen and home. Offering large capacities, high energy efficiency, and programmes which leave your glasses with a glossy finish, you can entrust your dishes, pots and pans to be pristinely cleaned in a dishwasher from Blomberg.

## SPECIAL WASH & TIME SAVING PROGRAMMES




**SUPER GLOSS FUNCTION**

Applies prolonged heating at the end of the programme that helps to reduce the size of the water droplets, which provides more effective drying and visibly shinier dishes.

**RAPID CLEAN FUNCTION**

We understand that time is precious, so we created a RapidClean function that uses higher water temperatures to shorten programme durations by up to 70% - perfect for when you're in a hurry.

## EASY TO USE



**DIGITAL DISPLAY**

Stylish in design and simple to use, the modern LCD display makes setting your dishwasher's cycle effortless. It will even show you the time remaining for each programme, bringing harmony to your life at home.

For ultimate storage flexibility, the upper basket can be raised to make room for larger pots and pans in the bottom basket, or lowered to create space for tall glasses up top.

The plate supports can be folded to make room for larger dishes, pots and bowls, allowing for more effective loading.



## FREESTANDING DISHWASHERS

**LDF42240W/G**  
FULL SIZE  
DISHWASHER

**14**  
PLACE  
SETTINGS

GRAPHITE  
COLLECTION  
NEW FOR 2018/19

**LDF30110W**  
FULL SIZE  
DISHWASHER

**13**  
PLACE  
SETTINGS



Super Gloss  
Function



Optima  
Inverter Motor



ExpressDry58

### SPECIAL WASH PROGRAMMES

- Super Gloss function - delivers better drying and glossier dishes
- Intense Wash programme - for heavily soiled dishes, pots & pans

### SAVE TIME

- ExpressDry58 - wash & dry a full load of normally soiled dishes at 70 degrees in only 58 minutes
- Rapid Clean function - reduces the programme duration by up to 70%
- Large 14 place settings capacity

### EASY TO USE

- Digital display showing time remaining and time delay
- Height adjustable basket, even when fully loaded
- Folding plate and glass supports on both baskets
- Time delay function up to 24 hours
- Low 46 decibels noise level

### ENERGY SAVING

- Optima Inverter Motor with 10 year guarantee. T&C's apply.
- Half Load function
- Low 11L water consumption
- A++ energy rating - saves you up to 20% in energy consumption when compared with A class models

### COLOUR OPTIONS

- White, Graphite

### DIMENSIONS

- H: 85cm W: 59.8cm D: 60cm



Intense Wash  
Function



ExpressDry



Mini 30  
Programme

### SPECIAL WASH PROGRAMMES

- Intense wash programme - for heavily soiled dishes, pots & pans

### SAVE TIME

- ExpressDry - wash & dry a full load of normally soiled dishes at 60 degrees in only 58 minutes
- Mini 30 programme - just 30 mins for lightly soiled dishes

### EASY TO USE

- Programme progress indicator lights
- 5 programmes and 4 wash temperatures
- Height adjustable upper basket, even when fully loaded
- Removable cutlery basket
- Salt & rinse aid indicator lights
- 49 decibels noise level

### ENERGY SAVING


- Half Load function
- Low 11.5L water consumption
- A+ energy rating

### COLOUR OPTIONS

- White

### DIMENSIONS

- H: 85cm W: 59.8cm D: 60cm

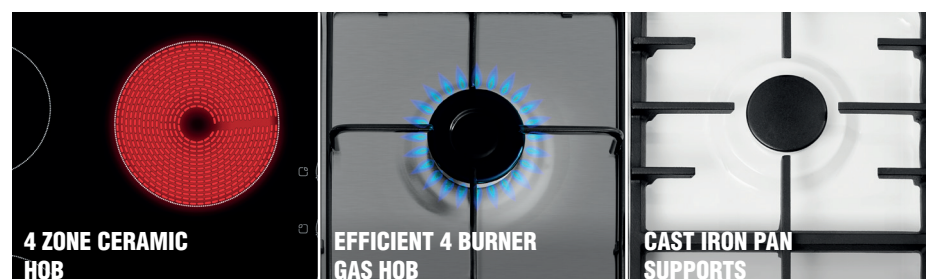




## FREESTANDING COOKING

Appealing in their look and feel and incredibly easy to use, Blomberg cookers bring calmness to your cooking and baking. Combining a quality build with the latest innovative technologies, our cooking range offers both fan and gas ovens as well as ceramic and gas hobs to help you find the most modern and meaningful cooker for your home.

### EASY TO USE



**4 ZONE CERAMIC HOB**

For a sleek, modern look that is easy to clean. The four zone ceramic hob heats up quickly using heating elements underneath a tough glass surface which transfer heat to the selected hob zone.

**EFFICIENT 4 BURNER GAS HOB**

A popular choice with home cooks, offering high efficiency and a visible, fast and responsive heat. Giving you precise temperature control, with a range of burner sizes to suit different types of cooking.

**CAST IRON PAN SUPPORTS**

Our stylish cast iron pan supports provide maximum stability for your pans while you cook. Their smooth and straight design will allow you to effortlessly slide pans from burner to burner.

### EASY TO CLEAN



**CATALYTIC LINERS**

Keeping your oven clean with minimal effort from you, our catalytic liners are specially designed to catch grease and dirt from the inside of the oven.

**FULL GLASS INNER DOOR**

Making it easy to wipe clean the oven door after each use. You can also remove the glass when giving your oven a deep clean.

**WIPE CLEAN HOB SURFACE**

The smooth and strong high quality glass makes cleaning even more effortless; simply use a damp cloth to wipe dirt or grease away.

## FREESTANDING COOKING

**HKN64W**  
60CM DOUBLE OVEN ELECTRIC COOKER WITH GRILL

**105L**  
CAPACITY

**GGN64Z**  
60CM DOUBLE OVEN GAS COOKER WITH GRILL

**104L**  
CAPACITY



Ceramic Hob



Programmable Timer



Catalytic Liners



Gas Hob with high efficiency burners



Programmable Timer



Double Gas Oven

#### COOKING TYPE

- Top cavity: Conventional oven with grill
- Main cavity: Fan oven

#### EASY TO USE

- 4 zone ceramic hob
- Programmable timer
- Oven light in both ovens
- 3 wire shelves and full size grill pan
- Height adjustable feet at front and back
- Steam Cleaning

#### EASY TO CLEAN

- Catalytic back wall in main oven
- Wipe clean hob surface
- Full glass inner doors

#### ENERGY SAVING

- A energy rating for both ovens

#### CAPACITY

- Main: 69L Top: 36L

#### COLOUR OPTIONS

- White

#### DIMENSIONS

- H: 90cm W: 60cm D: 60cm

#### COOKING TYPE

- Top cavity: Gas oven with grill
- Main cavity: Gas oven

#### EASY TO USE

- 4 burner gas hob - offer 35% faster cooking
- Cast Iron pan supports for burners
- Programmable timer
- Glass Lid with shut off valve
- Oven light in both ovens
- 3 wire shelves and grill pan set
- Height adjustable feet at front and back
- Flame safety device (FSD)

#### EASY TO CLEAN

- Full glass inner doors

#### ENERGY SAVING

- A+ rated main oven, A rated top oven

#### CAPACITY

- Main: 72L Top: 32L

#### COLOUR OPTIONS

- Black

#### DIMENSIONS

- H: 90cm W: 60cm D: 60cm







BUILT-IN

Discover the Blomberg range of tasteful and modern built-in appliances. Boasting durability, innovation and reliability, our built-in ovens and hobs fit seamlessly in with your cabinetry, while our integrated refrigeration, laundry and dishwashing appliances are smartly concealed behind a matching cupboard door, to bring a harmonious and sleek look to your kitchen and home.

## A RANGE TO SUIT YOU



OVENS

HOBBS

REFRIGERATION

Redesign your kitchen with a stylish built-in oven. Not only will Blomberg's ovens fit seamlessly into your kitchen's décor, but they're also packed with the latest features and technologies.

Built-in hobs make the perfect accompaniment to our range of built-in ovens. Blomberg's impressive collection of styles includes gas, induction and electric so you can choose the perfect hob for you and your kitchen.

Blomberg's range of sleek, built-in refrigeration models are designed to fit in custom-made spaces. Choose from either a 70/30 or 50/50 split to perfectly match your kitchen.



LAUNDRY

DISHWASHER

Blomberg's range of integrated washing machines and washer dryers optimise space and blend in perfectly with your home. With large drum capacities and boasting a selection of clever features and quick programmes you can wash and dry your entire wardrobe collection effortlessly.

The integrated dishwashers from Blomberg will handle the clean-up after a delicious meal, as well as saving you time and money.



## BUILT-IN COOKING

**ODN9302X**  
90CM BUILT-IN  
FAN DOUBLE OVEN

**OTN9302X**  
72CM BUILT UNDER  
DOUBLE OVEN WITH GRILL



107L  
CAPACITY

86L  
CAPACITY



Fan Oven



Programmable  
LED Timer



Fan Oven



Programmable  
LED Timer



Removable  
Inner Door Glass

### COOKING TYPE

- Top cavity: Conventional oven
- Main cavity: Fan oven

### COOKING TYPE

- Top cavity: Conventional oven with grill
- Main cavity: Fan oven

### EASY TO USE

- 7 cooking functions including fan heating, static, fan defrost and full grill cooking
- Sleek design with Push-in Pop-out control knobs
- Programmable LED Timer
- Full width variable grill with recessed grill element
- Interior lights in both ovens
- 3 wire shelves with stop position system
- Full size enamel cooking tray with internal grill rack

### EASY TO USE

- 6 cooking functions including fan heating, static, fan defrost and full grill cooking
- Sleek design with push in pop out control knobs
- Programmable LED timer
- Full width variable grill with recessed grill element
- Interior lights in both ovens
- 3 wire shelves with stop position system
- Full size enamel cooking tray with internal grill rack

### EASY TO CLEAN

- Removable full width glass inner door
- Grey Enamel oven interior
- catalytic liners on side walls

### EASY TO CLEAN

- Removable full width glass inner door
- Triple glazed door
- Grey enamel oven interior
- Removable side racks

### ENERGY SAVING

- A rated main oven, A rated top oven

### ENERGY SAVING

- A rated main oven, A rated top oven

### CAPACITY

- Main: 69L Top: 38L

### CAPACITY

- Main: 48L Top: 38L

### COLOUR OPTIONS

- Stainless Steel

### COLOUR OPTIONS

- Stainless Steel

### DIMENSIONS

- H: 89cm W: 59.4cm D: 56.7cm

### DIMENSIONS

- H: 71.5cm W: 59.4cm D: 56.7cm



BUILT-IN COOKING

OEN9480X  
60CM BUILT-IN  
MULTIFUNCTION OVEN

71L  
CAPACITY

OEN9322X  
60CM BUILT-IN  
SINGLE MULTIFUNCTION  
OVEN WITH GRILL

71L  
CAPACITY

OEN9302X  
60CM BUILT-IN  
SINGLE OVEN WITH GRILL

71L  
CAPACITY

OKW9440X  
45CM BUILT-IN  
COMPACT COMBINATION  
MICROWAVE OVEN

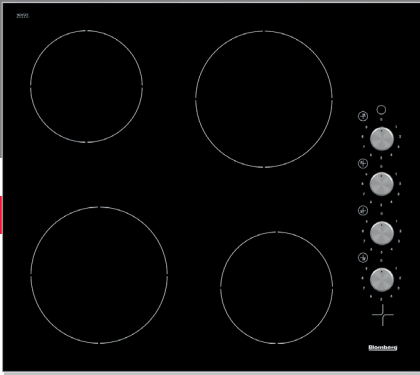
40L  
CAPACITY

MIN54308N  
60CM BUILT-IN  
INDUCTION HOB

INDUCTION  
TECHNOLOGY

MKN24001  
60CM BUILT-IN  
ELECTRIC HOB

GEN73415  
60CM BUILT-IN  
GAS HOB



Multifunction  
Cooking



Programmable  
LED Timer



2 Pyro Self  
Cleaning  
Programmes

COOKING TYPE

- Main cavity: Multifunctional oven



Multifunction  
Cooking



Programmable  
LED Timer



Catalytic Liners  
On Side Wall

COOKING TYPE

- Main cavity: Multifunction oven



Fan Oven



Programmable  
LED Timer



Catalytic Liners  
On Back Wall

COOKING TYPE

- Main cavity: Fan oven



Multifunctional  
Cooking



Programmable  
LED Timer



Easy Clean

COOKING TYPE

- Main cavity: Multi-Function Oven with Microwave



Induction  
Cooking



Fast installation  
Clips



Booster  
Function

COOKING TYPE

- Ceramic Induction
- Burner power (kW)
- Front left Ø180mm - 2000/2300W (Max/Boost)
- Back left Ø180mm - 2000/2300W (Max/Boost)
- Front right Ø145mm - 1600/1800W (Max/Boost)
- Back right Ø210mm - 2000/2300W (Max/Boost)



Ceramic



Side Mounted  
Control Knobs



1-6  
Power Levels

COOKING TYPE

- VitroCeramic Glass
- Burner power (kW)
- Front left 1.7
- Back left 1.2
- Front right 1.2
- Back right 1.7



Gas



Wok Burner



Cast Iron Pan  
Supports

COOKING TYPE

- Gas Burner
- Burner power (kW)
- Front left 5 (Wok)
- Back left 1.75
- Front right 1
- Back right 1.75

EASY TO USE

- 15 cooking functions including fan assist, fan grilling, 3D cooking, pizza, slow cooking and defrost
- Sleek design with touch controls
- Programmable LED timer
- Full width variable grill with recessed grill element
- Telescopic shelf system
- Full size enamel cooking tray with internal grill rack

EASY TO USE

- 8 cooking functions including fan assist, fan grilling, fan cooking, 3D cooking and defrost
- Sleek design with easy grip push-in pop-out knobs
- Programmable LED timer
- Full width variable grill with recessed grill element
- Telescopic oven shelf system
- Full size enamel cooking tray with internal grill rack
- Push-in Pop-out Control Dials

EASY TO USE

- 5 cooking functions including fan heating, fan grilling, fan defrost and full grill cooking
- Sleek design with easy grip push-in pop-out knobs
- Programmable LED timer
- Full width variable grill with recessed grill element
- Large viewing window and interior light
- Full size enamel cooking tray with internal grill rack

EASY TO USE

- 10 cooking functions including fan heating, fan grilling, fan defrost and full grill cooking
- Sleek design with finger print free stainless steel
- Touch control animated LED Timer
- Full width variable grill with recessed grill element
- Full size enamel cooking tray with internal grill rack

EASY TO USE

- 1-9 Adjustable power levels per zone
- Digital display
- Timer and buzzer
- Fast installation clips

EASY TO USE

- 4 Variable zones with side mounted control knobs
- 1-6 Adjustable power levels per zone
- Fast installation clips

EASY TO USE

- 4 Burners, including a high power 5kW double ring wok burner
- High efficient gas burners for up to 35% faster cooking
- Heavy duty cast iron pan supports
- Front control dial knobs with adjustable flame settings
- Automatic mains ignition to all burners

EASY TO CLEAN

- 2 Pyro self cleaning programmes
- Easy clean four layer oven door with full glass inner door
- Removable side racks
- Fingerprint free stainless steel

EASY TO CLEAN

- Catalytic liners on the side wall
- Double glazed oven door with full glass inner door
- Grey enamel oven interior
- Removable side racks
- High quality hinges for easy door removal

EASY TO CLEAN

- Catalytic liners on the back wall
- Double glazed oven door with full glass inner door
- Grey enamel oven interior
- Removable side racks
- High quality hinges for easy door removal

EASY TO CLEAN

- Grey Enamel with formed runners
- Easy clean
- Triple glazed oven door

EASY TO CLEAN

- Smooth wipe clean hob surface

EASY TO CLEAN

- Smooth wipe clean hob surface

EASY TO CLEAN

- Smooth wipe clean hob surface

ENERGY SAVING

- A+ rated main oven

ENERGY SAVING

- A rated main oven

ENERGY SAVING

- A rated main oven

ENERGY SAVING

- A rated main oven

SAFETY FEATURES

- Child lock
- Anti-over flow system

SAFETY FEATURES

- Residual heat indicators
- On/off indicator light

SAFETY FEATURES

- Flame safety device for all burners

CAPACITY

- Main: 71L

CAPACITY

- Main: 71L

CAPACITY

- Main: 71L

CAPACITY

- Main: 40L

COLOUR OPTIONS

- Black

COLOUR OPTIONS

- Black

COLOUR OPTIONS

- Stainless Steel

COLOUR OPTIONS

- Stainless Steel

COLOUR OPTIONS

- Stainless Steel

COLOUR OPTIONS

- Stainless Steel

COLOUR OPTIONS

- Stainless Steel

DIMENSIONS

- H: 5.2cm W: 58cm D: 51cm

DIMENSIONS

- H: 5.5cm W: 58cm D: 51cm

DIMENSIONS

- H: 10cm NW: 58cm D: 51cm

DIMENSIONS

- H: 59.5cm W: 59.4cm D: 56.7cm

DIMENSIONS

- H: 59.5cm W: 59.4cm D: 56.7cm

DIMENSIONS

- H: 59.5cm W: 59.4cm D: 56.7cm

DIMENSIONS

- H: 45cm W: 59.4cm D: 56.7cm







BUILT-IN REFRIGERATION

**SST455I**  
54CM INTEGRATED  
TALL FRIDGE

**309L**  
CAPACITY  
FITS 13 BAGS  
OF SHOPPING



**TSM1750U**  
60CM INTEGRATED UNDER  
COUNTER LARDER FRIDGE

**128L**  
CAPACITY  
FITS 7 BAGS  
OF SHOPPING



**FSE1630U**  
60CM INTEGRATED  
UNDER COUNTER FREEZER

**87L**  
CAPACITY  
FITS 4 BAGS  
OF SHOPPING



BUILT-IN LAUNDRY

**LWI2844I**  
8KG INTEGRATED  
WASHING MACHINE

**8KG**  
WASHES  
**40**  
SHIRTS



**LRI28541I**  
8KG/5KG INTEGRATED  
WASHER DRYER

**8KG**  
WASHES  
**40**  
SHIRTS

**5KG**  
DRIES  
**25**  
SHIRTS



BUILT-IN DISHWASHERS

**LDV42244**  
INTEGRATED FULL SIZE  
DISHWASHER

**14**  
PLACE  
SETTINGS



**LDV42124**  
INTEGRATED FULL SIZE  
DISHWASHER

**14**  
PLACE  
SETTINGS



**LDV02284**  
INTEGRATED  
SLIMLINE  
DISHWASHER

**10**  
PLACE  
SETTINGS



Touch Control  
Display

Chiller  
Compartment

Open Door  
Alarm

KEEP FOOD FRESH

- Open door alarm
- Chiller compartment
- Quick Cool



Hygienic Door  
Seals

Telescopic  
Sliding Shelf

Half Depth  
Glass Shelf

KEEP FOOD FRESH

- Hygienic door seals



Fast  
Freeze

High  
Temperature  
Warning Light

Concealed  
Storage  
Compartment

KEEP FOOD FRESH

- Fast Freeze
- Rapidly freezes fresh food, locking in the taste and nutrients
- High temperature warning light - Will alert you in case the freezer temperature starts to rise



Fast Full Load  
Programme

Mini 14  
Programme

Adjustable back  
feet from front

SAVE TIME

- Fast Full Load programme – wash 8kg in only 28 min
- Mini 14 programme – wash a 2kg load in only 14 min
- Large 8kg load capacity
- High 1400rpm spin speed
- Shorter wash function

EASY TO USE

- Adjustable back feet from the front- for easy installation
- Stylish LED digital display – showing time remaining and time delay
- Time delay function up to 19 hours
- 15 programmes
- Large 34cm porthole door with wide angle opening
- Automatic water level reduction for half or small loads
- Variable spin speed and temperature

SAFETY FEATURES

- Child Lock feature operated electronically
- Overflow protection

ENERGY SAVING

- Optima Inverter Motor with 10 year guarantee. T&C's apply.
- A+++ energy rating – saves you up to 20% in energy consumption when compared with A class models

COLOUR OPTIONS

- Integrated

DIMENSIONS

• H: 82cm W: 60cm D: 55cm



Wash & Wear

Fast Full Load  
Programme

Adjustable back  
feet from front

SAVE TIME

- Wash & Wear – wash and dry up to 5 shirts in 55 min
- Fast Full Load programme – wash 8kg in only 28 minutes
- Mini 14 programme – wash a 2kg load in only 14 min
- Large 8kg/5kg load capacity
- High 1400rpm spin speed

EASY TO USE

- Adjustable back feet from the front - for easy installation
- Wash through dry programmes - put the laundry in, take it out clean and dry
- 16 programmes
- Large 34cm porthole door with wide angle opening
- Liquid detergent compartment
- Variable spin speed and temperature

SAFETY FEATURES

- Child lock feature operated electronically
- Overflow protection

ENERGY SAVING

- Optima Inverter Motor with a 10 year guarantee. T&C's apply.

COLOUR OPTIONS

- Integrated

DIMENSIONS

• H: 82cm W: 60cm D:55cm



PowerWash  
Function

Super Gloss  
Function

ExpressDry58

SPECIAL WASH PROGRAMMES

- PowerWash - with additional spray arm for an intensive wash zone
- Super Gloss function - delivers better drying and glossier dishes

SAVE TIME

- ExpressDry58 - wash & dry a full load of normally soiled dishes at 70 degrees in only 58 minutes
- Rapid Clean function - reduces the programme duration by up to 70%

EASY TO USE

- Additional cutlery tray
- Height adjustable basket, even when fully loaded
- Time delay function up to 24 hours
- Folding plate and glass supports on both baskets
- Whisper quiet with 43 decibels noise level

ENERGY SAVING

- Optima Inverter Motor with 10 year guarantee. T&C's apply.
- Half load function
- Low 9.5L water consumption
- A++ energy rating - saves you up to 20% in energy consumption when compared with A class model

COLOUR OPTIONS

- Integrated

DIMENSIONS

• H: 81.8cm W: 59.8cm D: 55cm



Super Gloss  
Function

Intense Wash  
Function

ExpressDry58

SPECIAL WASH PROGRAMMES

- Super Gloss function - delivers better drying and glossier dishes
- Tray Clean- an intensive wash for baking trays

SAVE TIME

- ExpressDry58 - wash & dry a full load of normally soiled dishes at 70 degrees in only 58 minutes
- Rapid Clean function - reduces the programme duration by up to 70%

EASY TO USE

- Height adjustable upper basket, even when fully loaded
- Folding plate supports in both basket
- Time delay function up to 24 hours
- Low 46 decibels noise level

ENERGY SAVING

- Optima Inverter Motor with 10 year guarantee. T&C's apply.
- Half load function
- Low 11L water consumption
- A+ energy rating

COLOUR OPTIONS

- Integrated

DIMENSIONS

• H: 81.8cm W: 59.8cm D: 55cm



Intense Wash  
Function

Auto Wash  
Programme

Super Gloss  
Function

SPECIAL WASH PROGRAMMES

- Intense wash function- with additional spray arm for an intensive wash zone
- Auto Wash Programme – selects the best parameters for the wash according to the dirtiness of the load

SAVE TIME

- ExpressDry - wash a full load of normally soiled dishes at 60 degrees in only 58 minutes
- Rapid Clean function - reduces the programme duration by up to 70%

EASY TO USE

- Height adjustable upper basket, even when fully loaded
- Folding plate supports in both basket
- Time delay function up to 24 hours
- Low 46 decibels noise level

ENERGY SAVING

- Optima Inverter Motor with 10 year guarantee. T&C's apply.
- Half load function
- Low 8.7L water consumption
- A++ energy rating - saves you up to 20% in energy consumption when compared with A class models

COLOUR OPTIONS

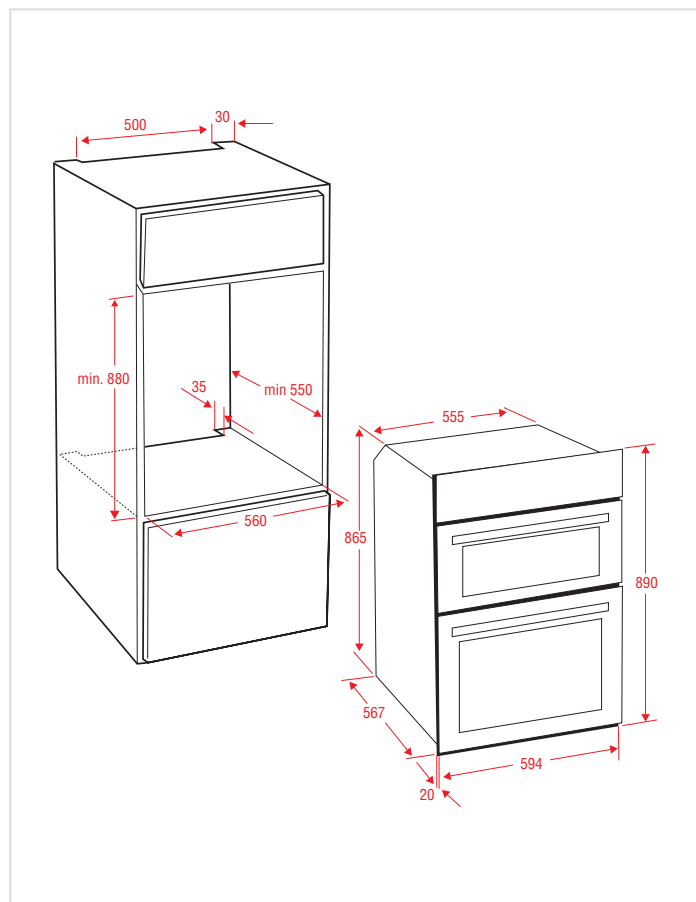
- Integrated

DIMENSIONS

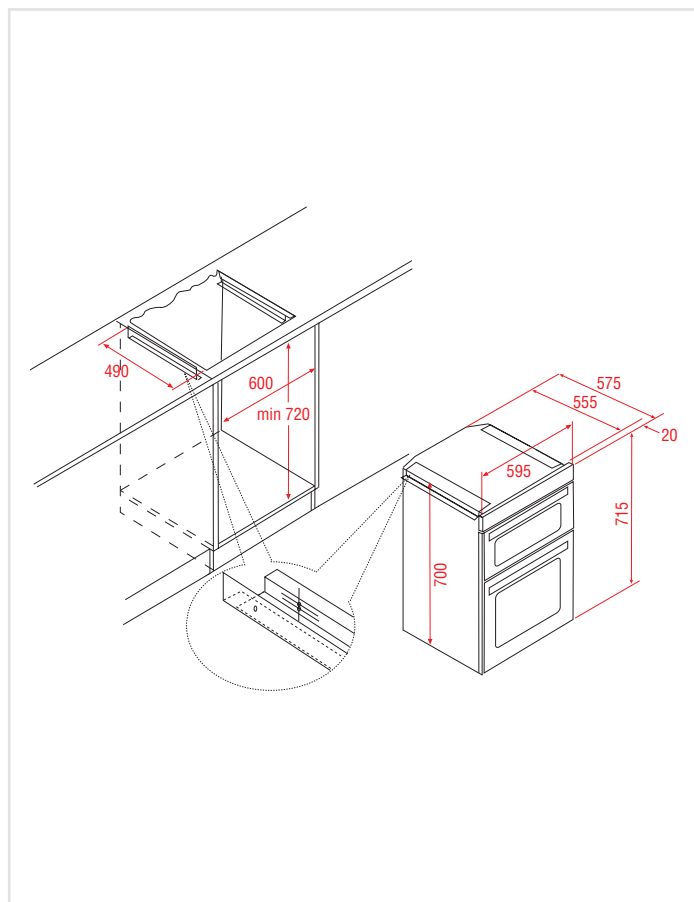
• H: 81.8cm W: 44.8cm D: 55cm



## BUILT-IN INSTALLATION DIAGRAMS

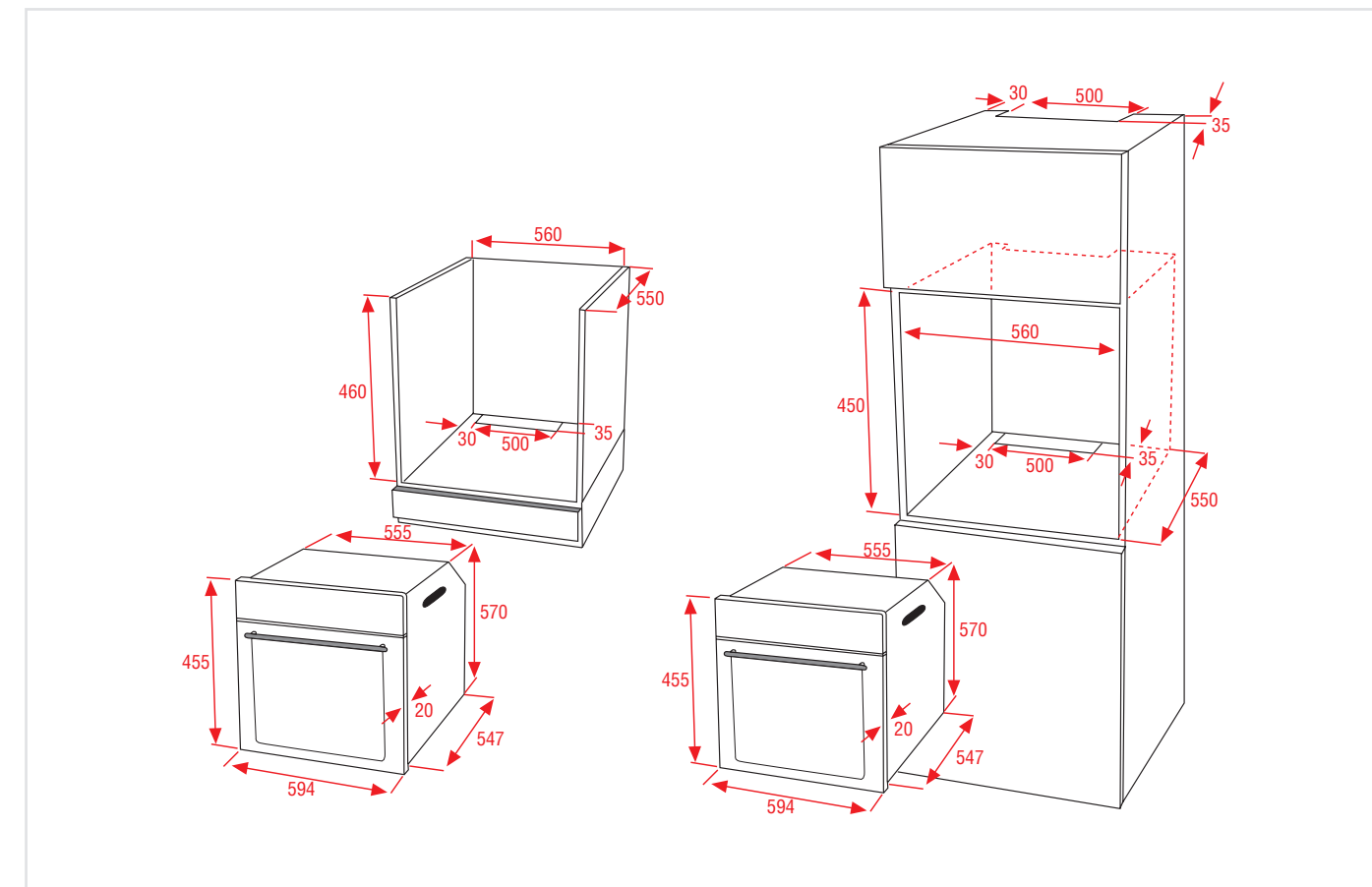


**ODN9462X, ODN9302X**  
90CM BUILT-IN DOUBLE OVEN WITH GRILL

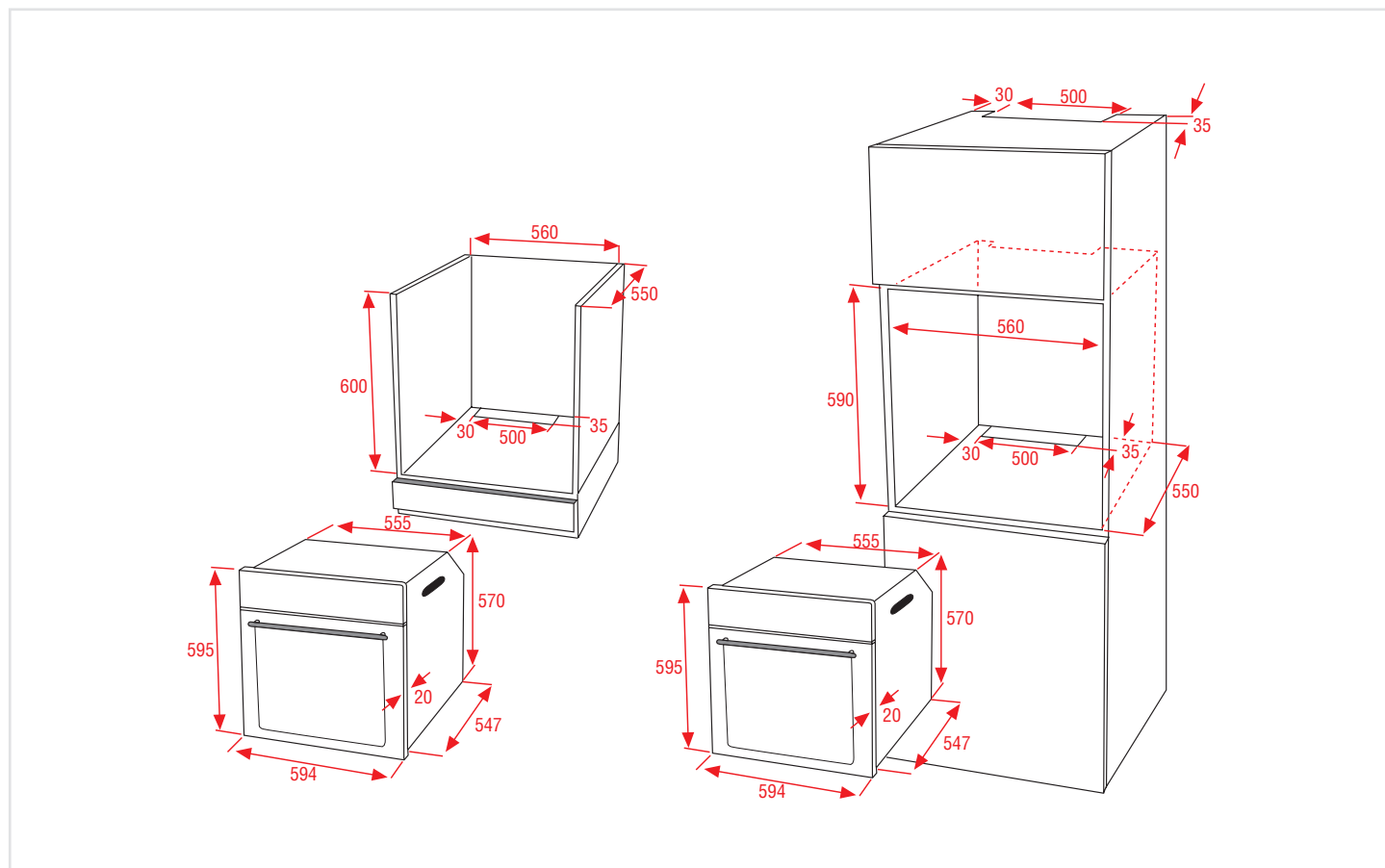


**OTN9302X**  
72CM BUILT UNDER DOUBLE OVEN WITH GRILL

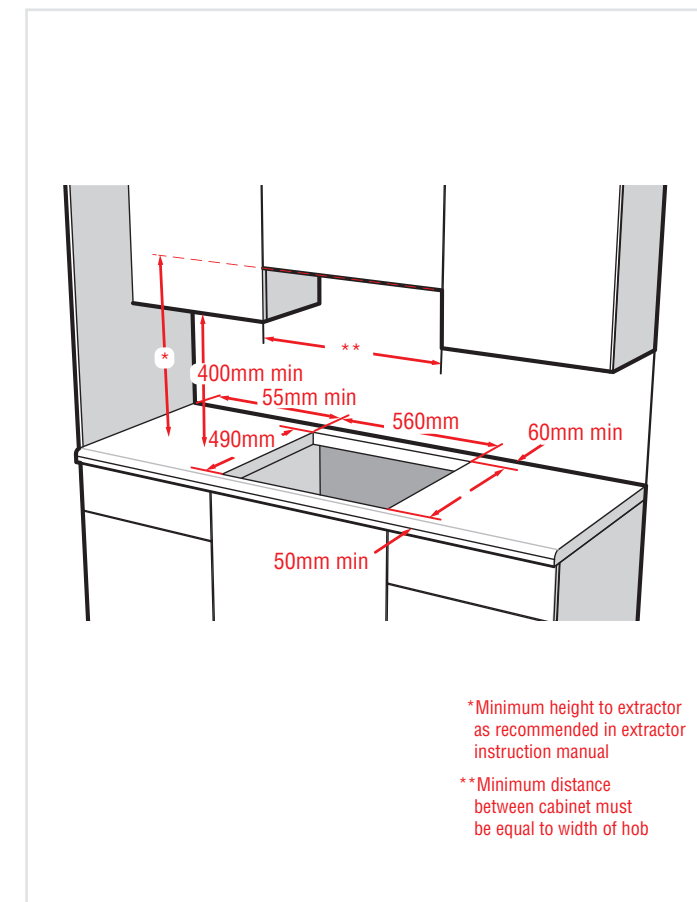
## BUILT-IN INSTALLATION DIAGRAMS



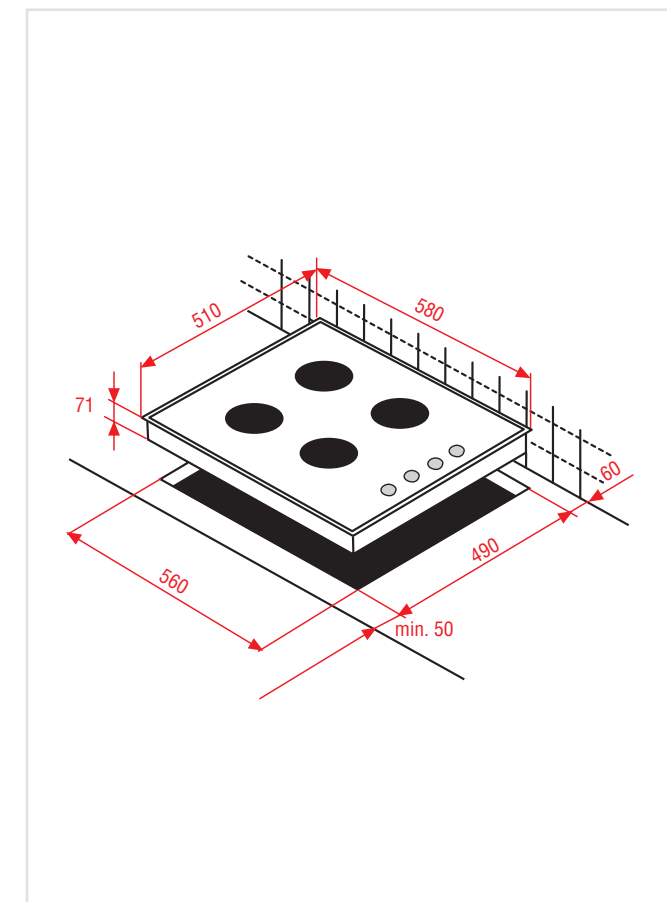
**OKW9440X**  
45CM BUILT-IN COMPACT COMBINATION MICROWAVE OVEN



**OEN9480X, OEN9302X, OEN9322X**  
60CM BUILT-IN SINGLE OVEN WITH GRILL

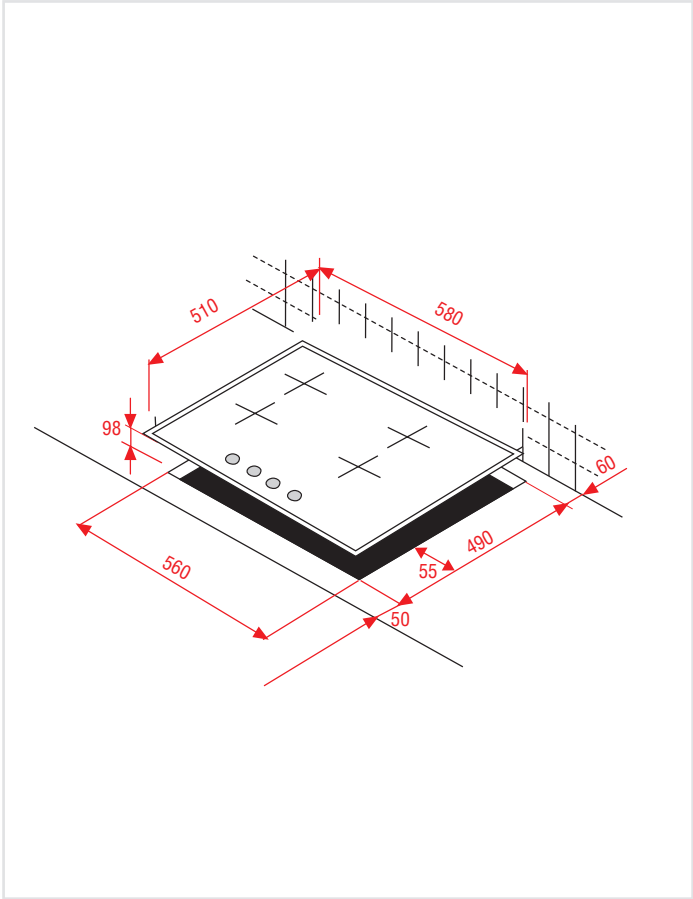


**MIN54308N**  
60CM BUILT-IN ELECTRIC HOB

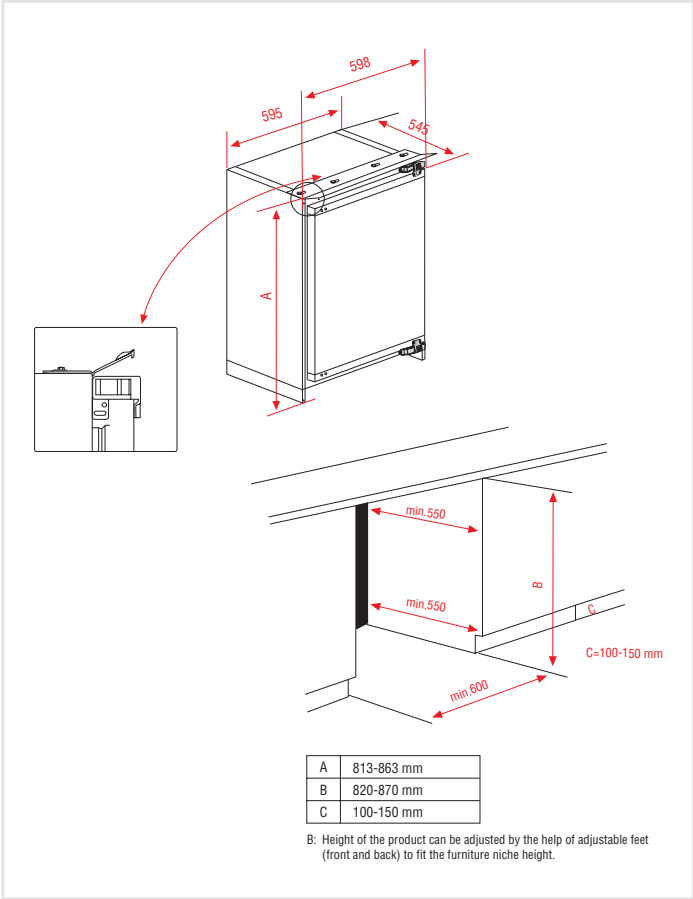


**MKN24001**  
60CM BUILT-IN ELECTRIC HOB

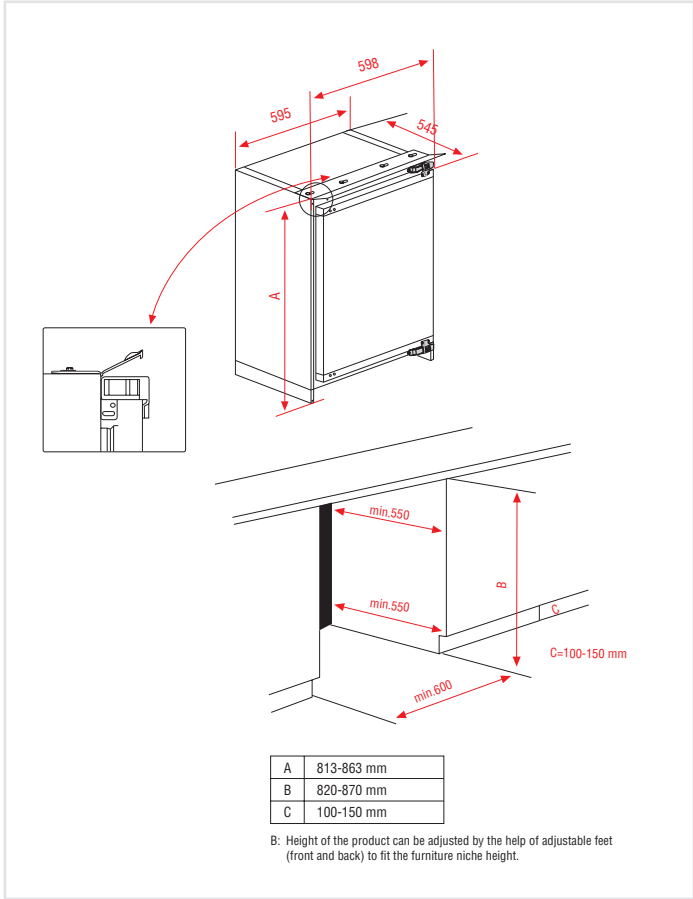




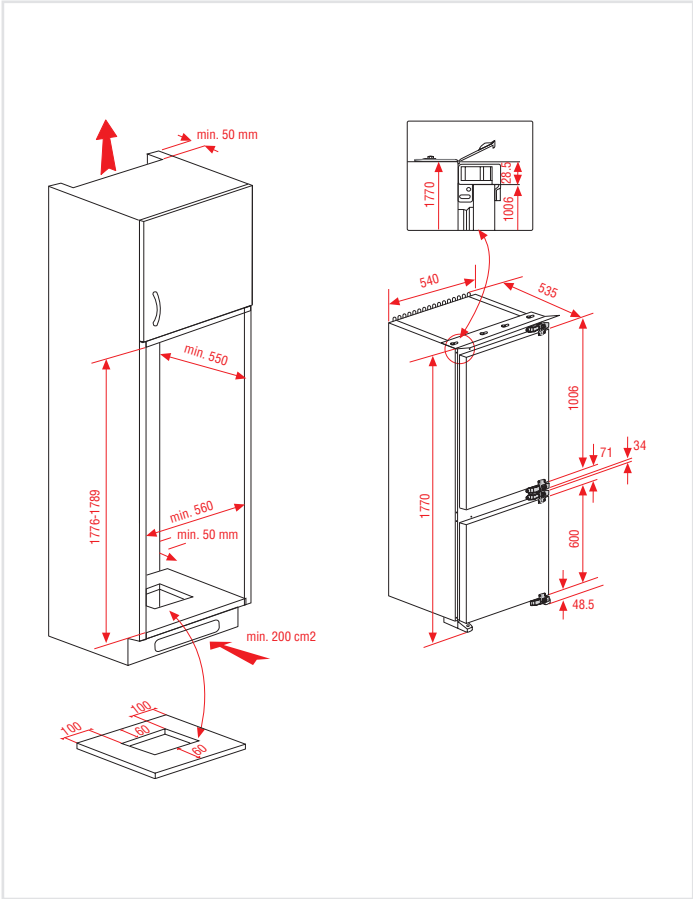
**GEN73415**  
60CM BUILT-IN GAS HOB



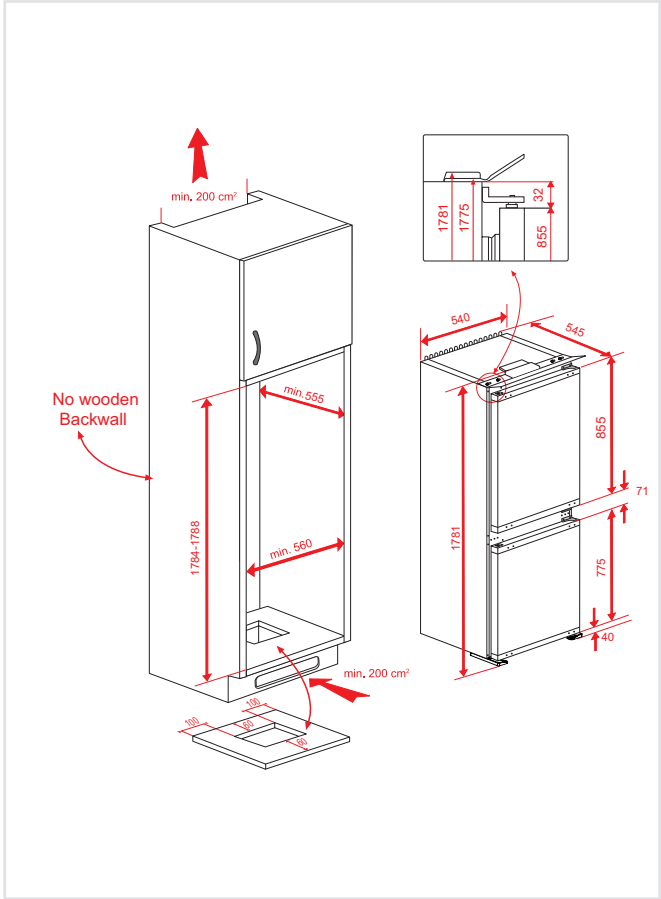
**FSE1630U**  
60CM INTEGRATED UNDER COUNTER FREEZER



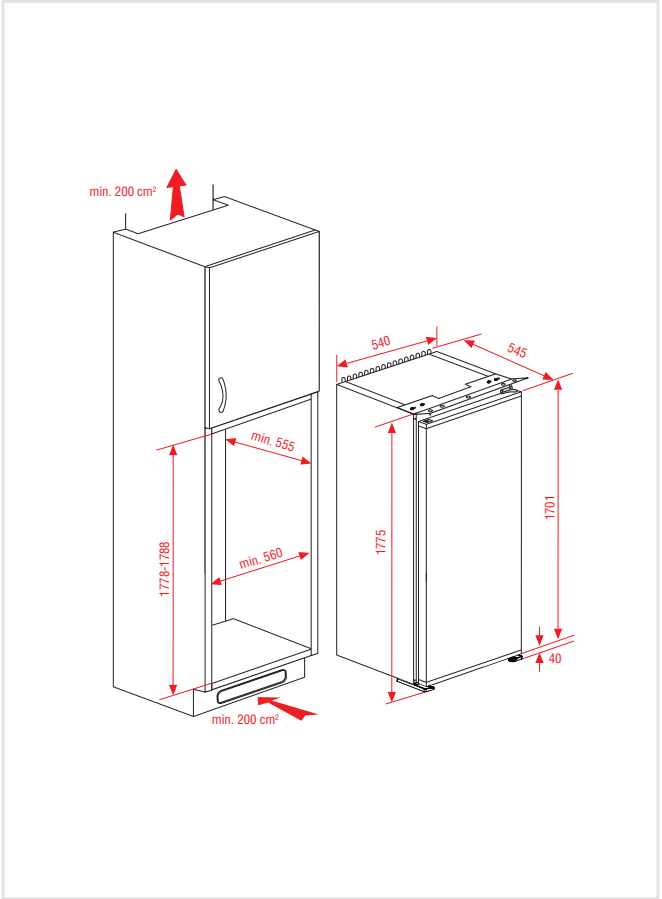
**TSM1750U**  
60CM INTEGRATED UNDER COUNTER LARDER FRIDGE



**KNM4551I, KND4552I**  
70/30 INTEGRATED COMBI FRIDGE FREEZER

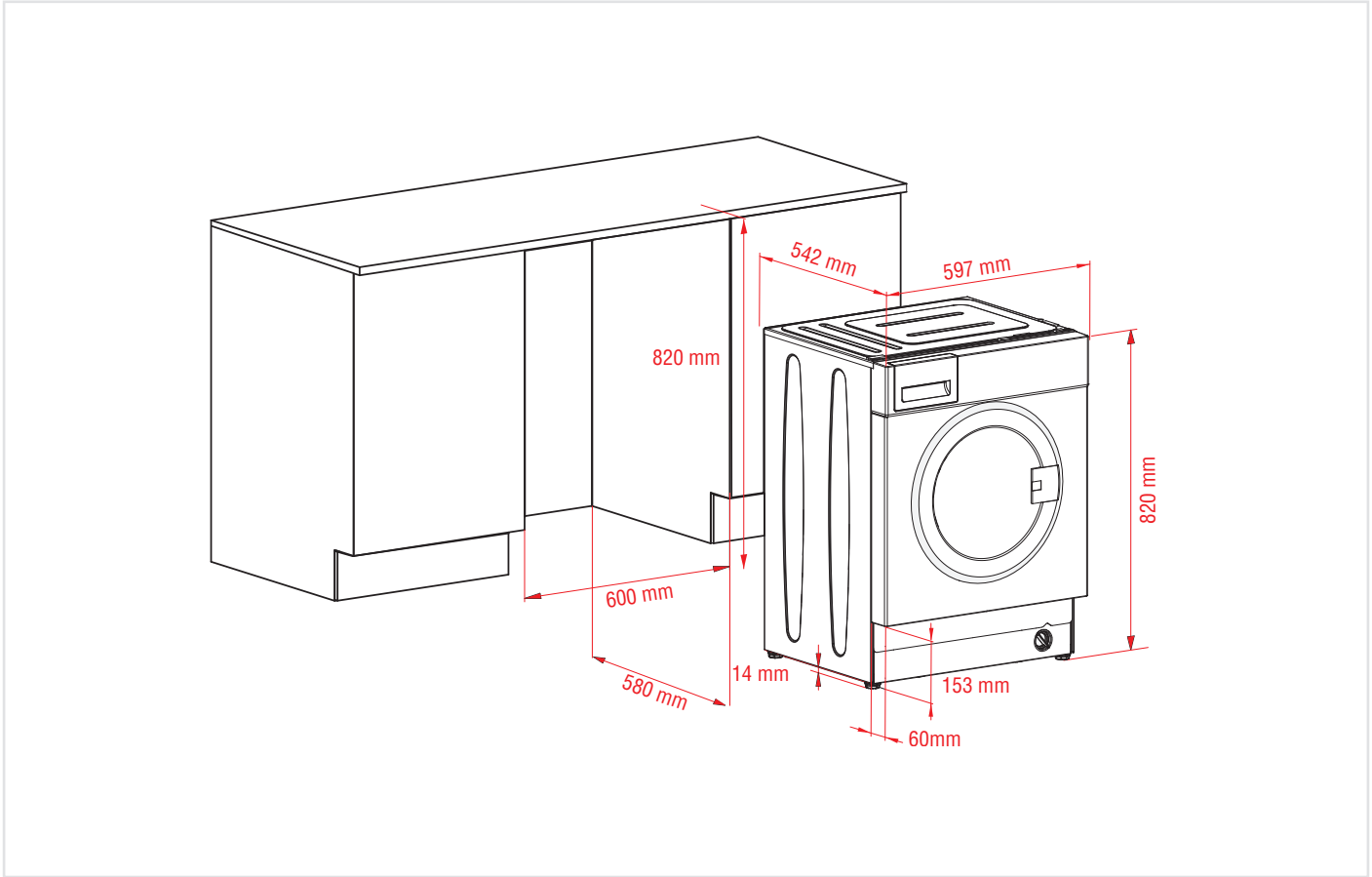


**KNM4561I**  
50/50 INTEGRATED COMBI FRIDGE FREEZER



**FNT454I**  
54CM INTEGRATED TALL FREEZER

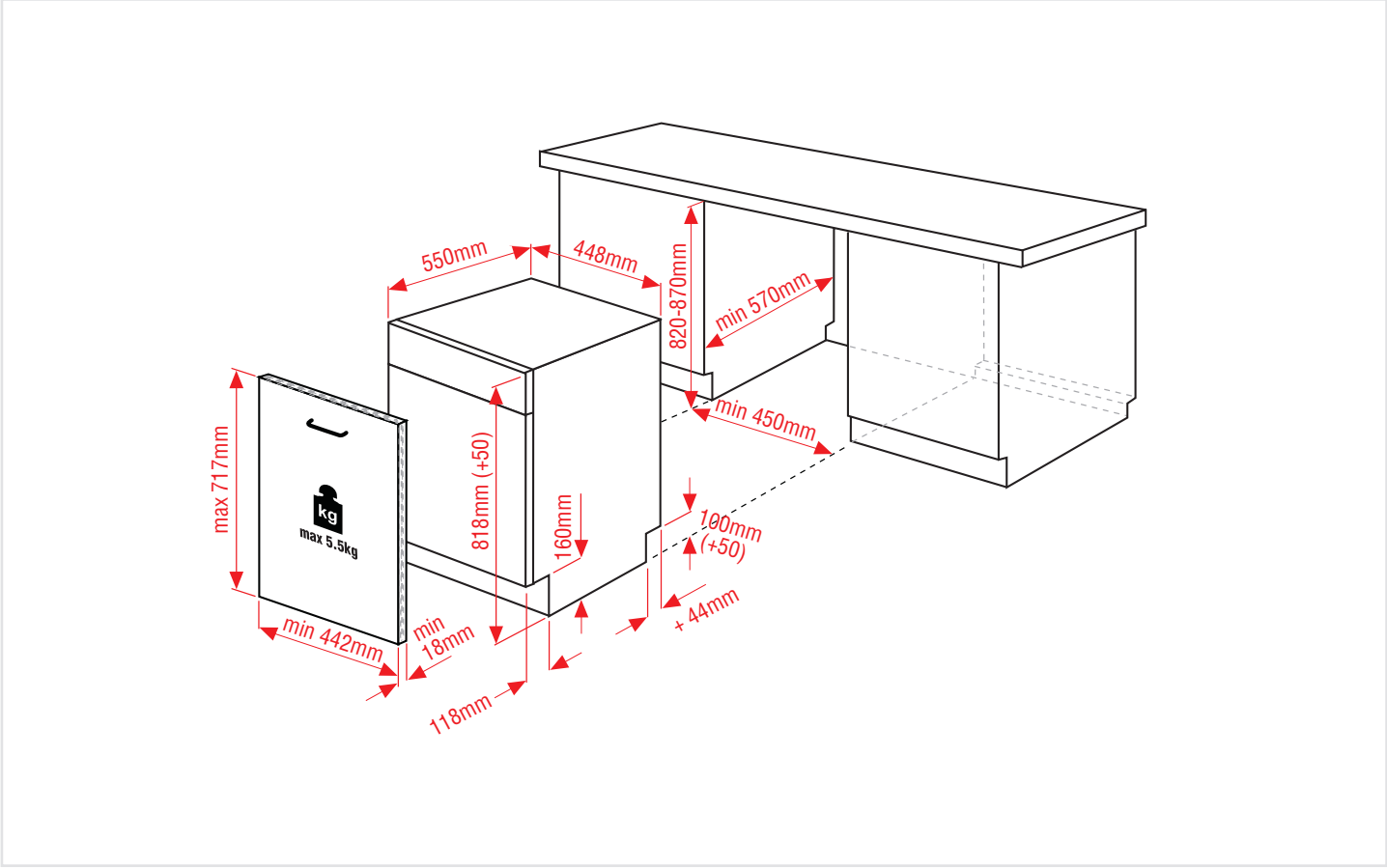
**SST455I**  
54CM INTEGRATED TALL FRIDGE



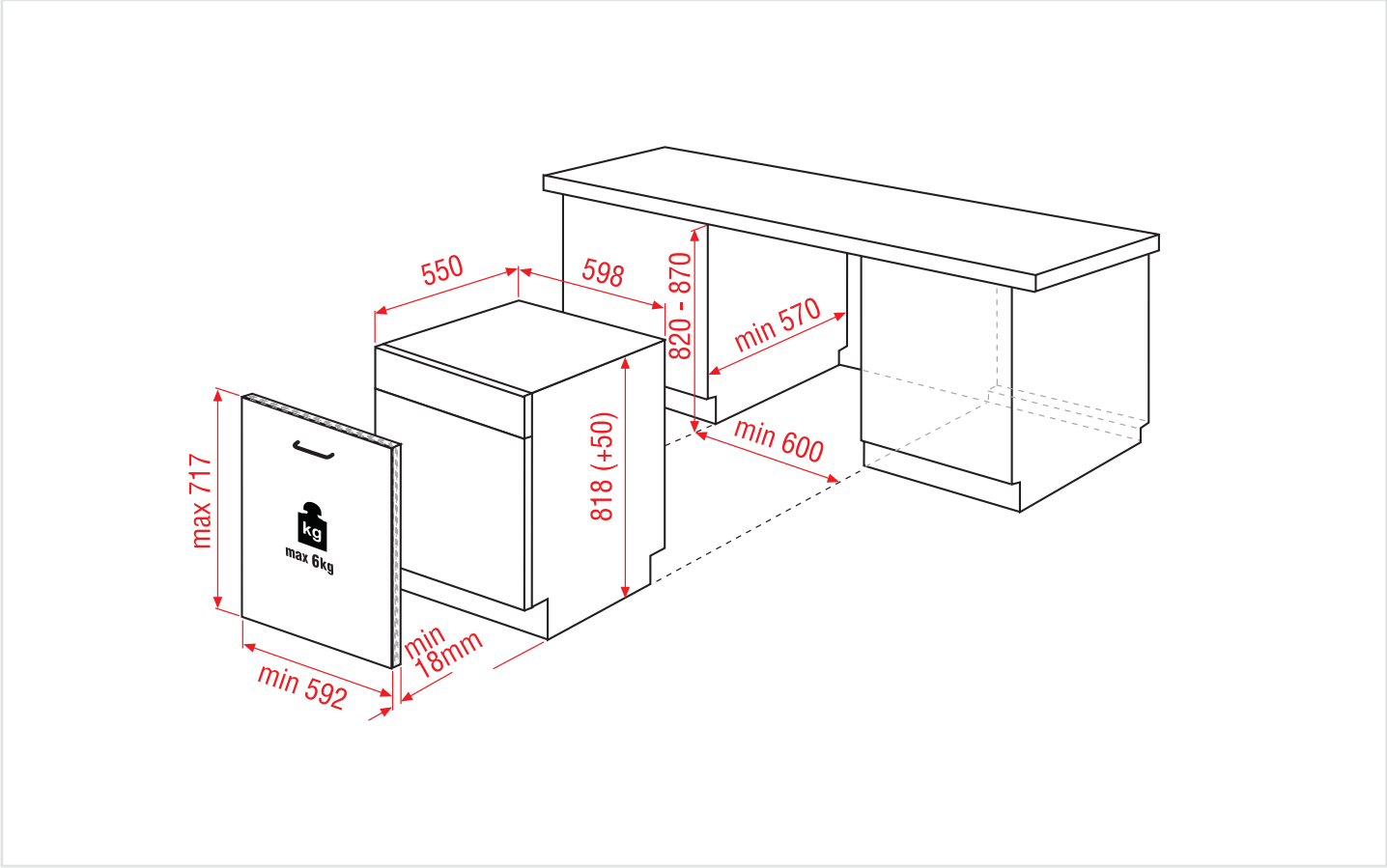
**LWI2844I**  
8KG INTEGRATED WASHING MACHINE

**LRI28541I**  
8KG/5KG INTEGRATED WASHER DRYER



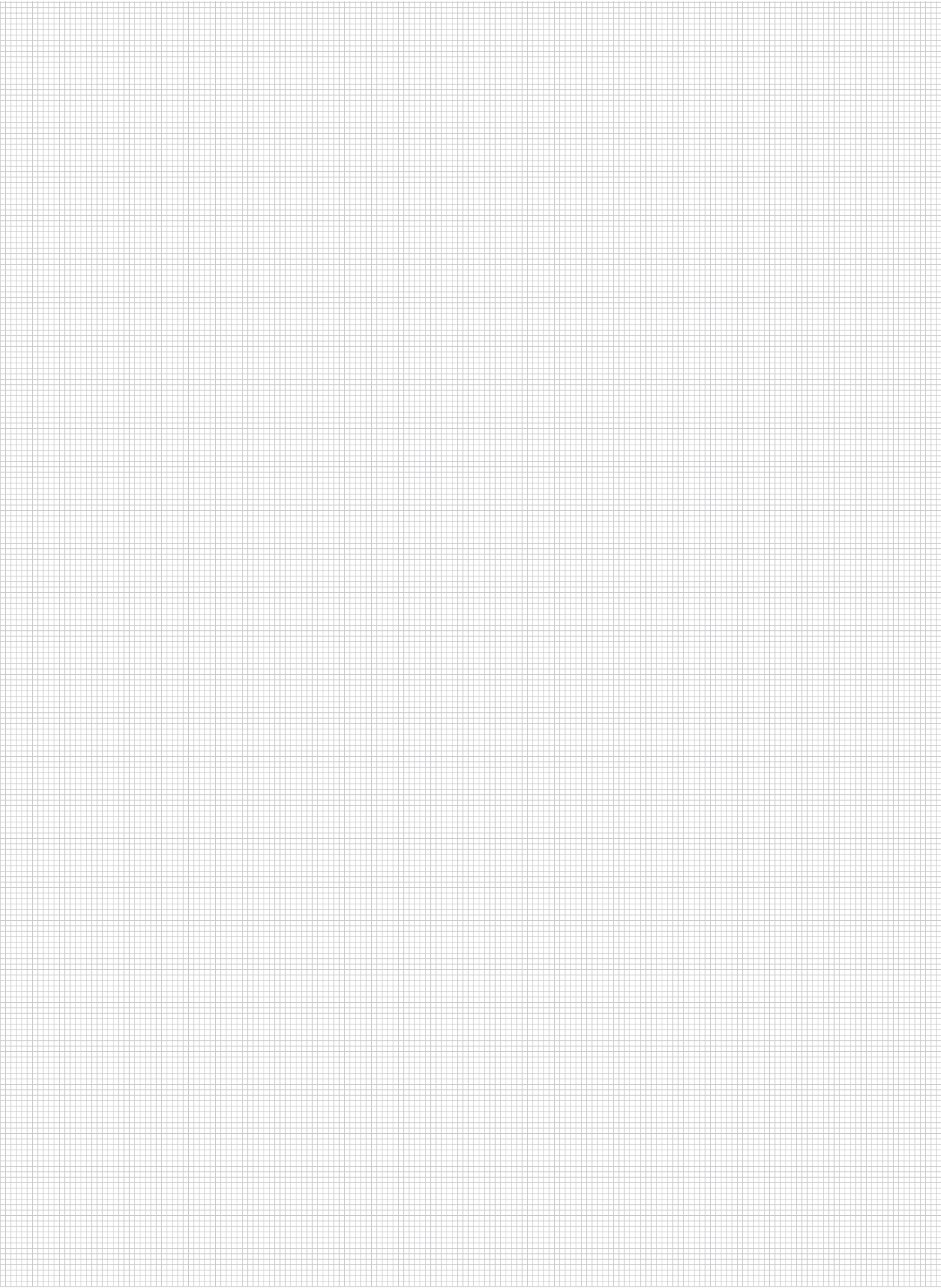


**LDV02284**  
**INTEGRATED SLIMLINE DISHWASHER**

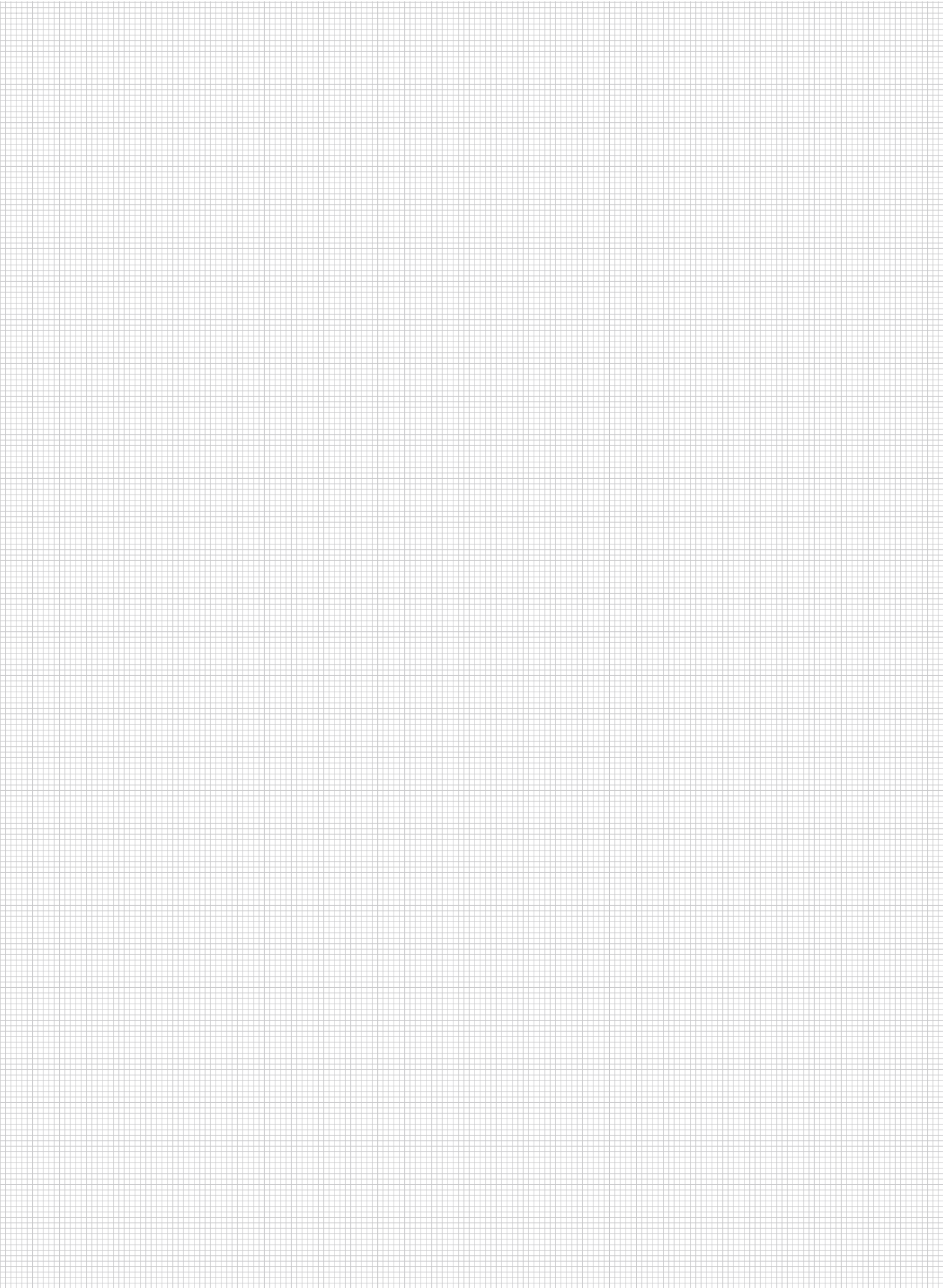



**LDV42244, LDV42124**  
**INTEGRATED FULL SIZE DISHWASHER**

Blomberg continuously seek improvements in specification, design and production of products and thus alterations take place periodically. Whilst every effort is made to produce up-to-date literature, this brochure should not be regarded as an infallible guide to current specifications, nor does it constitute an offer for the sale of any particular appliance.









**Blomberg®**  
seit 1883

Blomberg  
1 Greenhill Crescent  
Watford  
Hertfordshire  
WD18 8QU  
Tel: 0845 850 5008  
Fax: 0845 600 4925  
[www.blomberguk.com](http://www.blomberguk.com)